

# HUMANITARIAN NEEDS OVERVIEW

## YEMEN

HUMANITARIAN  
PROGRAMME CYCLE  
2024

ISSUED JANUARY 2024



# About

This document is consolidated by OCHA on behalf of the Humanitarian Country Team and partners. It provides a shared understanding of the crisis, including the most pressing humanitarian need and the estimated number of people who need assistance. It represents a consolidated evidence base and helps inform joint strategic response planning.

## PHOTO ON COVER

Roqaih is a 30-year-old mother of seven children. They were displaced eight years ago from Sa'dah Governorate. "Despite the humanitarian assistance, due to the larger number of my family members, my children started to work on the streets collecting empty bottles and using them to gain money to buy some flour." Alqafrah camp, Amran Governorate. Photo: CARE Yemen/Abdulrahman Alhobishi

The designations employed and the presentation of material in the report do not imply the expression of any opinion whatsoever on the part of the Secretariat of the United Nations concerning the legal status of any country, territory, city or area or of its authorities, or concerning the delimitation of its frontiers or boundaries.

## Get the latest updates



OCHA coordinates humanitarian action to ensure crisis-affected people receive the assistance and protection they need. It works to overcome obstacles that impede humanitarian assistance from reaching people affected by crises, and provides leadership in mobilizing assistance and resources on behalf of the humanitarian system.

<https://www.unocha.org/yemen>

<https://twitter.com/OCHAYemen>

## Humanitarian Action

ANALYSING NEEDS AND RESPONSE

Humanitarian Action provides a comprehensive overview of the humanitarian landscape. It provides the latest verified information on needs and delivery of the humanitarian response as well as financial contributions.

[humanitarianaction.info](https://humanitarianaction.info)

## rw response

ReliefWeb Response is part of OCHA's commitment to the humanitarian community to ensure that relevant information in a humanitarian emergency is available to facilitate situational understanding and decision-making. It is the next generation of the Humanitarian Response platform.

<https://response.reliefweb.int/yemen>



The Financial Tracking Service (FTS) is the primary provider of continuously updated data on global humanitarian funding, and is a major contributor to strategic decision making by highlighting gaps and priorities, thus contributing to effective, efficient and principled humanitarian assistance.

[fts.unocha.org](https://fts.unocha.org)


# Table of contents

---

<b>04</b>	<b>Summary of humanitarian needs and key findings</b>
<b>06</b>	<b>Part 1: Impact of the crisis and humanitarian conditions</b>
07	1.1 Context of the crisis: Yemen at a crossroads
13	1.2 Impact of the crisis and severity of needs
27	1.3 Feedback from affected communities
<b>29</b>	<b>Part 2: Projected evolution and monitoring of situation and needs</b>
30	2.1 Expected risks and shocks
32	2.2 Monitoring of situation and needs
<b>33</b>	<b>Part 3: Sectoral analysis</b>
40	3.1 Camp Coordination and Camp Management (CCCM)
42	3.2 Education
44	3.3 Food Security & Agriculture (FSAC)
47	3.4 Health
49	3.5 Nutrition
51	3.6 Protection
55	3.7 Shelter and Non-Food Items (NFIs)
57	3.8 Water, Hygiene and Sanitation (WASH)
58	3.9 Rapid Response Mechanism (RRM)
59	3.10 Refugees and Migrants Multi-Sector (RMMS)
<b>60</b>	<b>Part 4: Annexes</b>
61	4.1 Data sources
62	4.2 Methodology
64	4.3 Information gaps and limitations
65	4.4 Acronyms
66	4.5 End notes

# Summary of humanitarian needs and key findings

## 2024 FIGURES



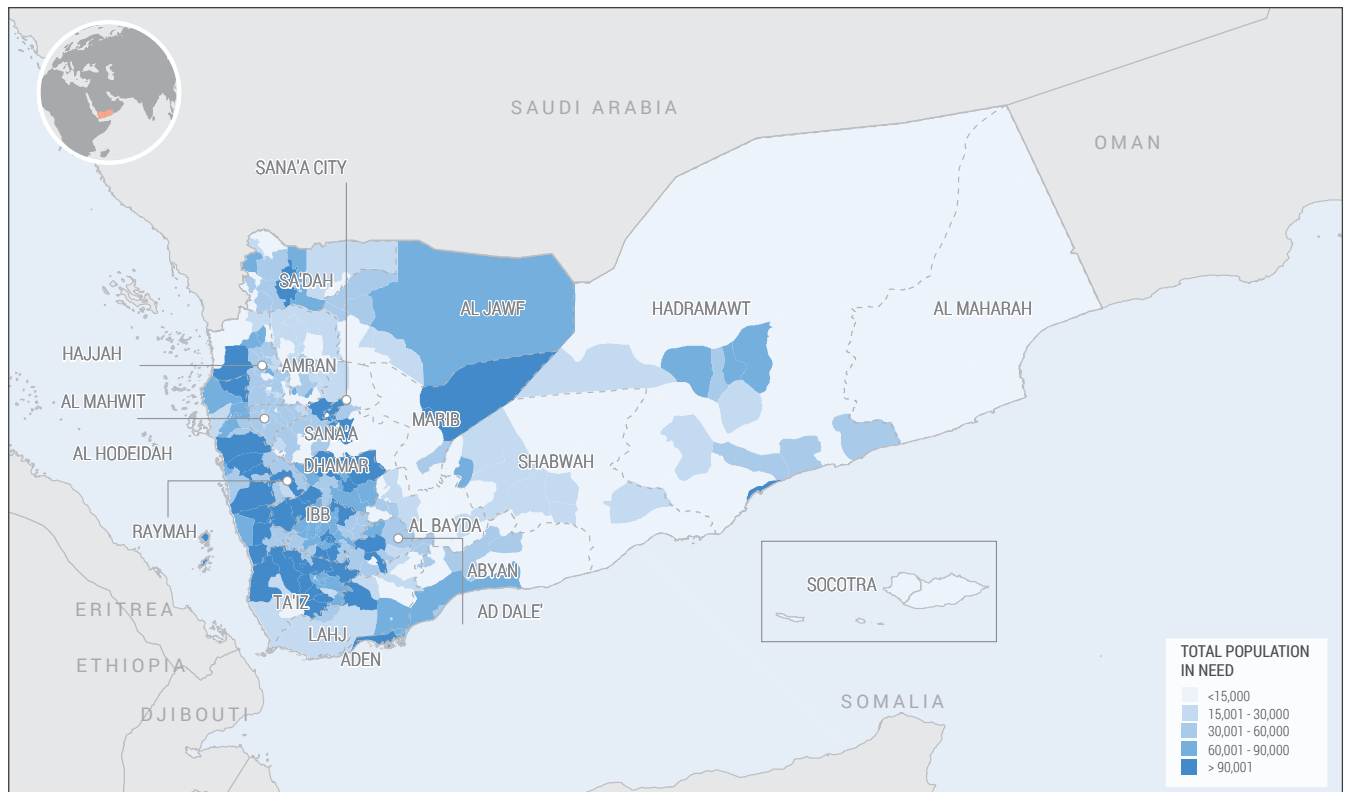
### People in Need by population groups

POPULATION GROUP	PEOPLE IN NEED
Children under 5 y/o	5M
Internally displaced people	4.5M
Persons with disability	2.7M
Pregnant and lactating women	2.7M

### People in need by age group

AGE	PEOPLE IN NEED	% PIN
Boys (0 - 17)	5M	27%
Girls (0 - 17)	4.8M	26%
Men (above 18)	4.2M	24%
Women (above 18)	4.2M	23%

## PEOPLE IN NEED BY DISTRICTS (DECEMBER 2023)



## IMPACT OF THE CRISIS AND HUMANITARIAN CONDITIONS

Around

**2.7M**

pregnant and lactating women, and

**5.0M**

children under five, are estimated to require treatment for acute malnutrition in 2024.



Across Yemen,

**70%**

of children three years old have not received a full course of basic vaccinations recommended in the national immunization schedule.



**17.6M**

people - half of the total population - are likely to be severely food insecure in 2024.



**14%**

of Yemen's population are displaced, most of whom have been displaced multiple times over a number of years.

More than



**27%** of the population do not have access to safe water (36% in rural areas) and

**49%** do not have access to enough drinking water when needed.



Approx. **6.7M** people of which 40% are IDPs and 60% are non-IDPs (returnees and host communities) will require Shelter and NFI assistance in 2024.



**80%** population living below the poverty line.



**50%** of hospitals across the country are fully or partially functioning.

**349** grave violations affecting girls and boys in Yemen.

over **30%** of girls are married before age 18.



**39%** of children are out of school.

Annual migrant entries to Yemen, tripled from 2021



Part 1:

# Impact of the crisis and humanitarian conditions

## LAHJ, YEMEN

Remas, with her mother, being examined by Dr. Arwa for malnutrition at Daoo Center in Al-Khudad Village, Lahj Governorate. Photo: UNICEF /Hayyan



## 1.1

## Context of the crisis: Yemen at a crossroads

In early 2024, Yemen finds itself at a crossroads. Nine years since the escalation of the current conflict and over a year since the expiry of the truce between the parties, hope remains that a peaceful settlement of the conflict is in reach. However, recent regional conflict dynamics have introduced additional risks. Humanitarian needs will remain high for years to come. Yemen continues to face a complex protection crisis driving humanitarian needs in the country. The crisis characterised by civilian casualties, protracted large scale displacement, marginalisation, and discriminatory norms continues to have a profound impact on the people across the country, including contributing to negative coping mechanisms. In areas of reduced hostilities with improved stability and security, the effects of the prolonged crisis persist. Severe deterioration of economic conditions, extensive damaged civilian infrastructure and the collapse of basic services are key drivers of large-scale vulnerabilities and needs countrywide. Accelerating economic deterioration has driven local grievances and rivalries. Children in particular carry psychological scars from years of violence and displacement. Women face numerous risks, such as restricted access to reproductive health and services addressing gender-based violence (GBV). The higher prevalence of disabilities continues as one of the consequences of the conflict.

### **The truce period and its de facto continuation throughout 2023 set the stage for some slight improvements in humanitarian conditions, while localised, small-scale violence continued.**

The sharp decrease in conflict-related casualties recorded in 2022 attributed to the truce continued throughout 2023, with nearly half (42 per cent) of casualties compared to 2022 and representing the lowest rates since monitoring began in 2018.<sup>1</sup> Localised clashes in frontline areas particularly affected Ta'iz, Al Hodeidah, Marib, Al Jawf and

al-Bayda.<sup>2</sup> Front-line Ta'iz alone represented one in five civilian casualties across the country in 2023.<sup>3</sup>

Other positive trends attributed to the truce include reduced attacks on schools and hospitals in comparison to 2022. Fewer farms have also been impacted by armed violence this year, due to the overall decrease in frontline activity.<sup>4</sup>

However, violence and severe protection-related incidents in border areas were reported throughout the year, in Sa'dah along the Yemen-Saudi border. Sa'dah Governorate represented over a third (37 per cent) of civilian casualties in Yemen in 2023, all in Shada'a and Munbah districts. Border violence in western Sa'dah is taking a heavy toll on the civilian populations present in these areas. On average, in 2023, two civilians have been killed or injured every day on the western Sa'dah border. Migrants and refugees trying to cross into Saudi Arabia were involved in at least a quarter of all border casualty incidents.<sup>5</sup>

While the past two years have seen notable declines in civilian casualty numbers across a number of frontline governorates, including Ta'iz, Al Hodeidah, Marib and Ad Dale', and although overall civilian casualty numbers are decreasing, civilian casualties on account of small arms fire (SAF) remains high. 2023 has seen the highest proportion of SAF casualties on CIMP records, with this year accounting for 24 per cent of the total countrywide casualty count. Compared to CIMP's 2018, when just 3 per cent of civilian casualties were the result of SAF, last year, SAF accounted for 15 per cent of the casualties reported countrywide. Against a backdrop of a proliferation in access to arms and weak mechanisms for law and order, altercations are swift to escalate into shootings.<sup>6</sup>

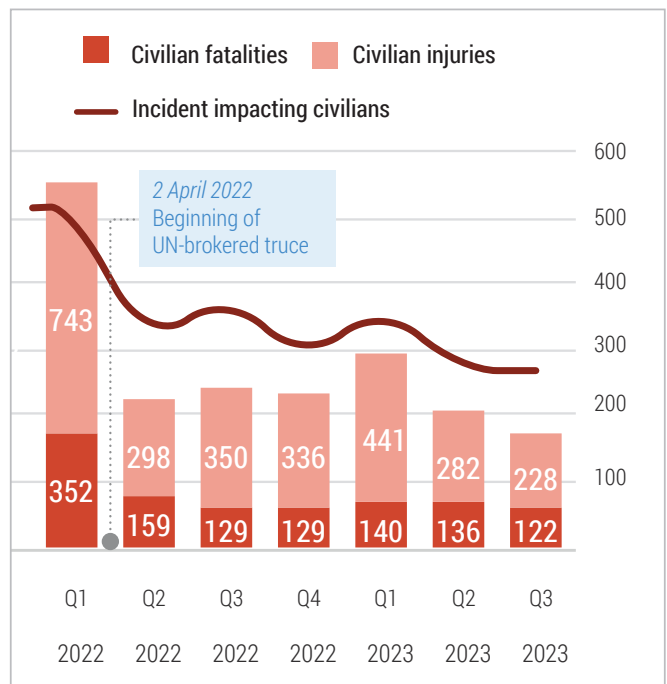


**AMRAN, YEMEN**

A woman cooks leaves for her family due to the lack of sufficient food. Al Asha District, Amran Governorate  
 Photo: CARE Yemen/Abdulrahman Alhobishi

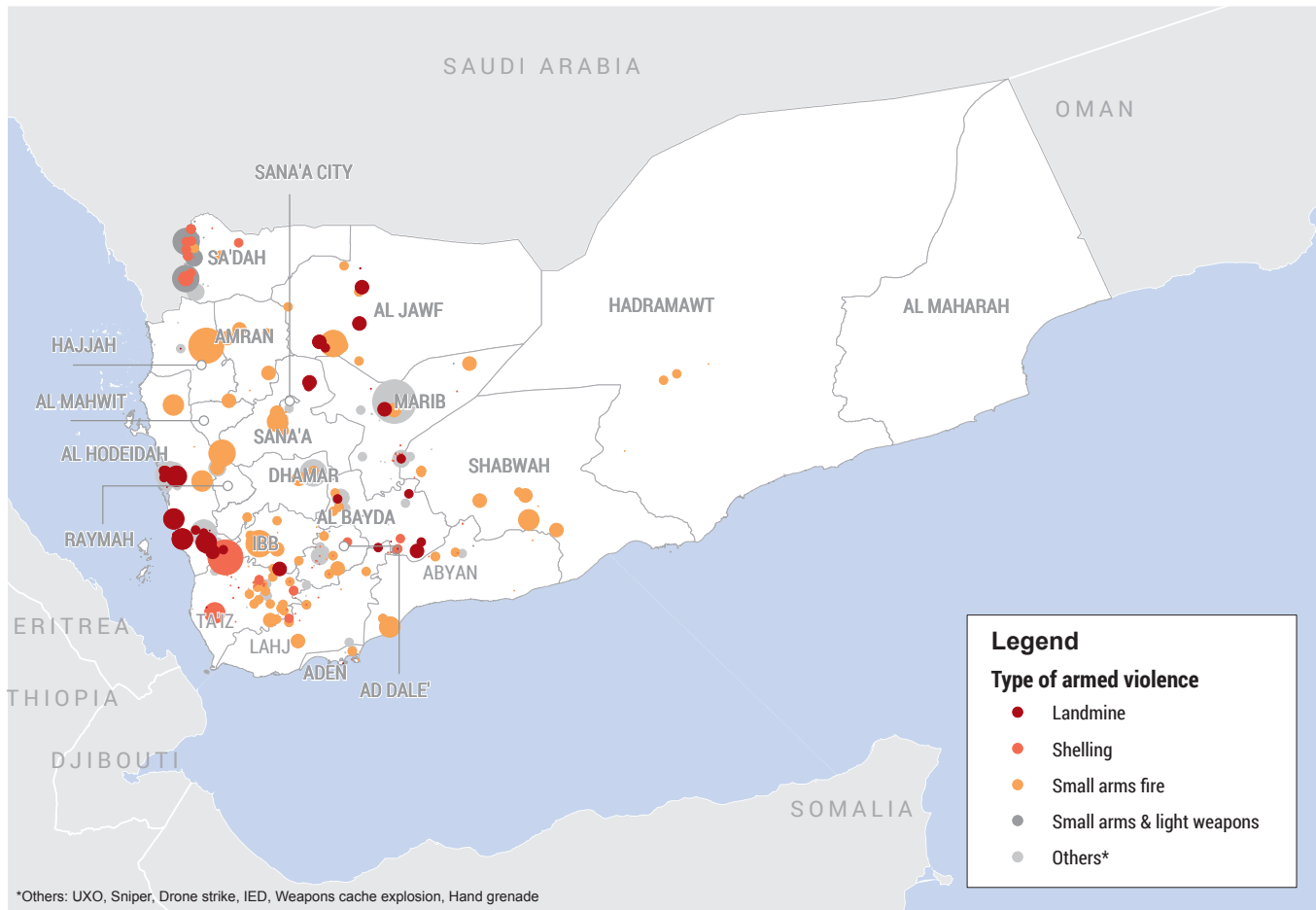
**Yemen also remains one of the most contaminated countries globally by landmines and explosive remnants of war and has the third highest number of casualties stemming from these threats over the past ten years.** Mine contamination is not only endangering the lives of civilians but also presents key obstacles to sustainable solutions including IDPs returning to their places of origin, integration, and settlement elsewhere. The presence of mines further creates barriers to pursuing subsistence farming and other income generating activities.

**CIVILIAN FATALITIES SINCE THE TRUCE (2022-2023)<sup>7</sup>**





## FATALITIES BY GEOGRAPHY AND TYPE (JAN-OCT 2023)<sup>8</sup>



### A weak economy underpins humanitarian needs

**Economic progress seen in 2022 after the truce was agreed has largely faded.** Continued economic hostilities, limited access to external financing, the difficulties faced by domestic banks, and global commodity prices all presented considerable obstacles. In the absence of a political agreement between the parties, these trends are expected to continue and collectively contribute to increased food and commodity prices in 2024.<sup>9</sup> Given these factors, Yemen's GDP is estimated to have contracted by 0.5 per cent in 2023, following a 1.5 per cent rebound in 2022, according to the World Bank.<sup>10</sup> As such, achieving peace remains crucial for economic recovery.<sup>11</sup>

**A loss of livelihoods for millions of Yemenis, coupled with the ad hoc payment of civil servant salaries, continues to hold the country back.** Young people under the age of 25, who account for an estimated 70

per cent of the population,<sup>12</sup> are particularly affected: 1 in 4 youth aged between 15 and 24 were unemployed in 2021, with women worst affected (36 vs. 24 per cent unemployed).<sup>13</sup> The current level of poverty is believed to be significantly higher than in 2014, when nearly half (49 per cent) of Yemenis were living below the poverty line, with 2022 estimates reaching nearly 80 per cent of the population.<sup>14</sup> Purchasing power is a significant food security constraint, as incomes from casual labour and livestock, the main income-generating activities for households and poor households, fluctuate.<sup>15</sup>

### Economic hostilities continue to undermine greater stabilisation, expansion and resilience of local markets.

Prior to the escalation of the current conflict, oil exports represented some 75 per cent of government revenue.<sup>16</sup> Over the course of 2023, oil and gas exports from Government-held areas were obstructed - dramatically decreasing public revenue

and impacting the Government of Yemen’s ability to invest in and expand services and programmes.<sup>17</sup> As a result, the GoY has implemented cuts on electricity subsidies and on spending on goods and services, potentially impacting public service delivery.<sup>18</sup> Moreover, interference in commercial import arrivals to ports under the control of the GoY and duplicate taxation and movement restrictions imposed on traders moving overland between Government-held and AA-held areas continue to hamper trade.

**Yemen remains highly dependent on commercial imports for access to essential items**, with up to 85 per cent of food imported. This reliance exposes Yemen to international price hikes and supply disruptions.<sup>19</sup> Local food production remains limited—with years of conflict, floods, drought, pests, and high farm input costs all affecting crop yields—and there were low yields in fruits, vegetables, and fisheries across 2022 and 2023.<sup>20</sup> As of May 2023, Yemen’s agricultural sector supplied only around 15–20 per cent of its staple food needs.<sup>21</sup> Despite around 37 per cent of the population depending on the sector for their livelihoods,<sup>22</sup> agriculture contributed only 19.6 per cent of GDP.<sup>23</sup> Given Yemen’s high import-dependency, a potential disruption of commercial trade in the Red Sea (at the time of writing) could lead to reduced imports, including food imports, to Yemeni ports. This may result in higher prices of basic food commodities and contribute to decreased household purchasing power.<sup>24</sup>

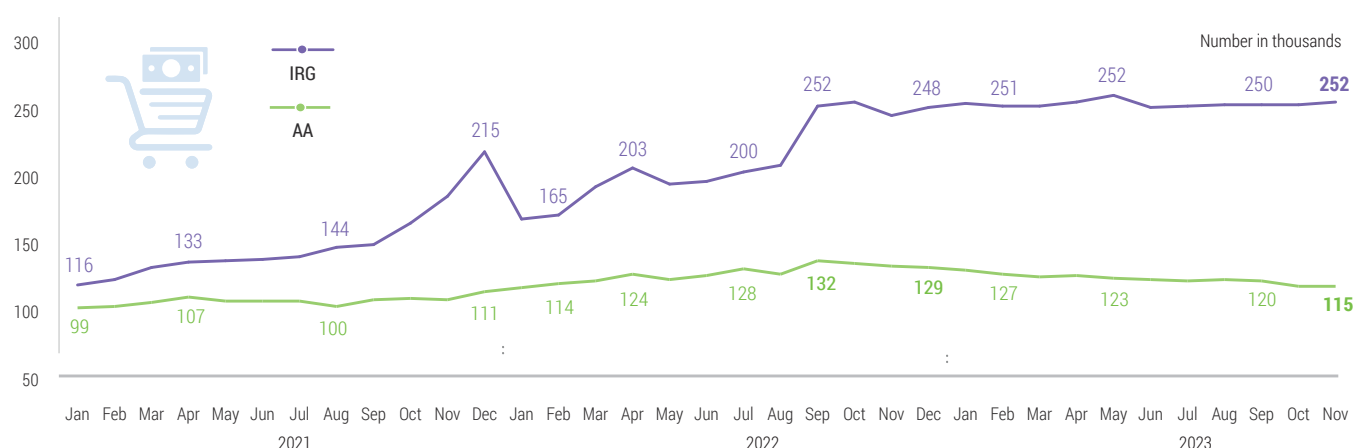
This is occurring in the context of increased commercial imports of fuel and other essential items

throughout 2023 to AA-controlled ports, coupled with comparable decrease in GoY-controlled ports. In 2023, fuel imports through the ports of Al Hodeidah and Ras Issa increased by 41 per cent over the previous year.<sup>25</sup> Meanwhile, imports through the Gulf of Aden ports decreased by 61 per cent between January and August 2023 compared to the same period in the previous year.<sup>26</sup>

**While the median cost of the total MEB largely stabilized in 2023, on average it remains at a multi-year high in both Government and AA-controlled areas.**<sup>27</sup> Between January and November, the total MEB cost increased by just 0.4 per cent in Government-held areas and decreased by 9 per cent in AA-controlled areas.<sup>28</sup> However, both figures reflect an increase of 117 per cent and 17 per cent in Government-controlled and AA-controlled areas, respectively, compared to the January 2021 MEB.<sup>29</sup>

The food components of the MEB represent the largest spending category—accounting for an average of around half of the total basket cost. Median prices for these components remained relatively stable up to September, decreasing by nine per cent in AA-controlled areas and increasing slightly by three per cent in Government-held areas.<sup>30</sup> Vendors reported challenges in maintaining business operations and sufficient inventory as a result of price inflation and high fuel prices.<sup>31</sup> Wages across the country continue to stagnate and, in some cases, decrease, serving to further negatively impact household purchasing power.<sup>32</sup>

### MEDIAN COST OF THE TOTAL MINIMUM EXPENDITURE BASKET (MEB) IN YER



In AA-controlled areas the exchange rate has remained stable, even seeing a slight appreciation over the same period (from 560 to 530 YER/USD).<sup>33</sup> In Government-controlled areas, the currency has continued to decline over the course of the year.

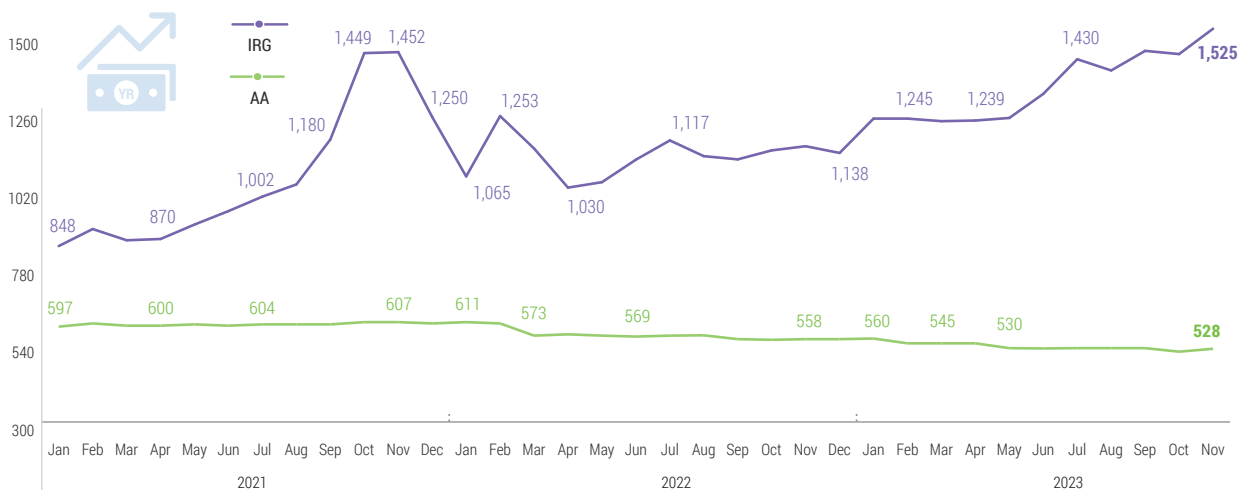
Between January and December 2023, the Yemeni Rial depreciated from 1,230 YER/USD to 1,515 YER/USD, the poorest rate since December 2021. Due to the dependence on imports, the exchange rate plays a significant role in influencing price fluctuations, particularly in Government-controlled areas, with vendors often linking prices to the exchange rate.<sup>34</sup>

The elevated inflation can be directly linked to the significant depreciation of the Yemeni Rial in 2023.<sup>35</sup>

### Risks to Yemen's economic development remain high.

In the short-term, political developments, restoration of macroeconomic stability and boosting of productivity through a range of interventions, such as private investment and strengthening financial access, will be required. Economic stability will also require improving trade competitiveness through a more independent and inclusive financial and private sector as well as improving transparency and data quality, with transparent governance and evidence-based policies.<sup>36</sup>

## TREND OF PARALLEL EXCHANGE RATES IN YER



## Heightened vulnerabilities due to climate change

Yemen is among the world's most vulnerable countries to climate change and among the least prepared for climate shocks, ranking third globally on the INFORM Climate Change Risk Index for 2022, after Somalia and South Sudan.<sup>37</sup> As climate-related events and natural hazards continue to become more frequent and intense, many communities are ill-equipped to brace for their impacts. Urgent efforts are needed to support Yemen to prepare for and mitigate the worst impacts of the climate crisis.

## Yemen's temperatures are projected to increase<sup>38</sup>

The number of days surpassing the Heat Index above 35°C annually is projected to increase by 14.06 days nationwide from the reference period by mid-century, with the largest increase of 51.40 days annually above the reference period in Hajjah. By mid-century, Yemen is likely to experience a change in rainfall distribution patterns with a sharp decrease in average annual rainfall that reduces available water, worsening or advancing aridity into previously humid areas while also resulting in more intense precipitation over certain areas leading to flash floods and other disasters.

**Exposure to drought, storms, heavy rains and flooding, and desert locust outbreaks have been worsening in recent years** as a result of climate change. Nearly half a million people were directly affected by September, as floods and flash floods impacted 80 per cent of the country, geographically.<sup>39</sup> According to the World Bank, between 2001 and 2019, cyclones in the Arabian Sea increased 52 per cent in frequency, 80 per cent in duration, and became more intense, compared to the previous two decades. Cyclone Tej was the latest event of this destructive pattern, impacting over 60,000 people.

**Already one of the most water-scarce countries globally**, unrestricted groundwater extraction for agricultural and economic purposes and recurrent drought are driving increased water table depletion and shortages across Yemen. This in turn reduces the availability of arable land, feasibility and sustainability of agricultural livelihoods and access to clean, drinkable water. Water and other key resource disputes continue to drive protection concerns, with drought being a primary driver for the ten per cent increase in evictions in 2023. The coupling of drought conditions with temperature rises has affected all cropped regions, increasing desertification and deforestation from 90 per cent in 2014 to 97 per cent in 2022.

**Sea levels are expected to increase by up to half a metre by 2100, worsening inundation and erosion in coastal areas.** Yemen is considered one of the top five most vulnerable low-income countries to sea level rise. Increases are already resulting in saltwater intrusion, exacerbating existing water scarcity issues by rendering coastal aquifers undrinkable.

**Climate change represents a current and growing undermining factor for the agriculture sector**, and is exacerbating Yemen's dire food insecurity, worsening existing challenges and negatively impacting all four dimensions of food security: availability, access, stability, and utilisation of food. Changes in temperature and precipitation patterns negatively impact crop yields, resulting in decreases in food availability. Yield reductions typically drive-up food prices and reduce incomes from agricultural livelihoods, both of which have the effect of reducing access to food for vulnerable households. Climate change can also affect food utilisation by reducing food safety through a higher incidence of food-borne diseases, and the spread of novel pests and illnesses. Natural systems such as freshwater, soils, vegetation, and other ecosystems are already being challenged by climate hazards with implications for agriculture and food security in increasingly severe ways. Increasing drought stress conditions are projected to result in continuous soil erosion, loss of arable land also impacting livestock and fisheries.

**Extreme weather events are projected to become more severe and unpredictable**, increasing vulnerabilities across the country. Climate change is in fact **intensifying the threat and impact of pests.** Warmer and damper weather provides ideal conditions for desert locusts to hatch, breed, and disperse widely. Fall armyworm breeding areas are also increasing in Yemen, with several governorates affected.<sup>40</sup> Since 2018, Yemen has been an important source area for desert locusts due to continued and widespread rains that have caused unusually favourable conditions for desert locusts to breed. Direct effects of desert locust invasion since 2018 include loss of crops, fodder, and income among already vulnerable people.

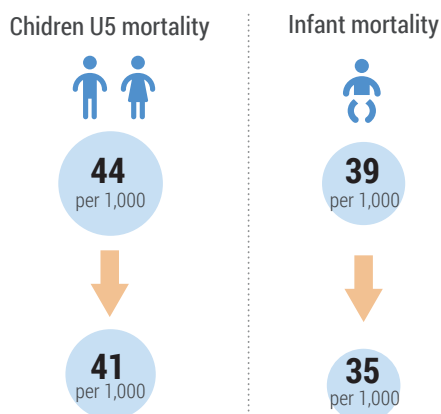
## 1.2

# Impact of the crisis and severity of needs

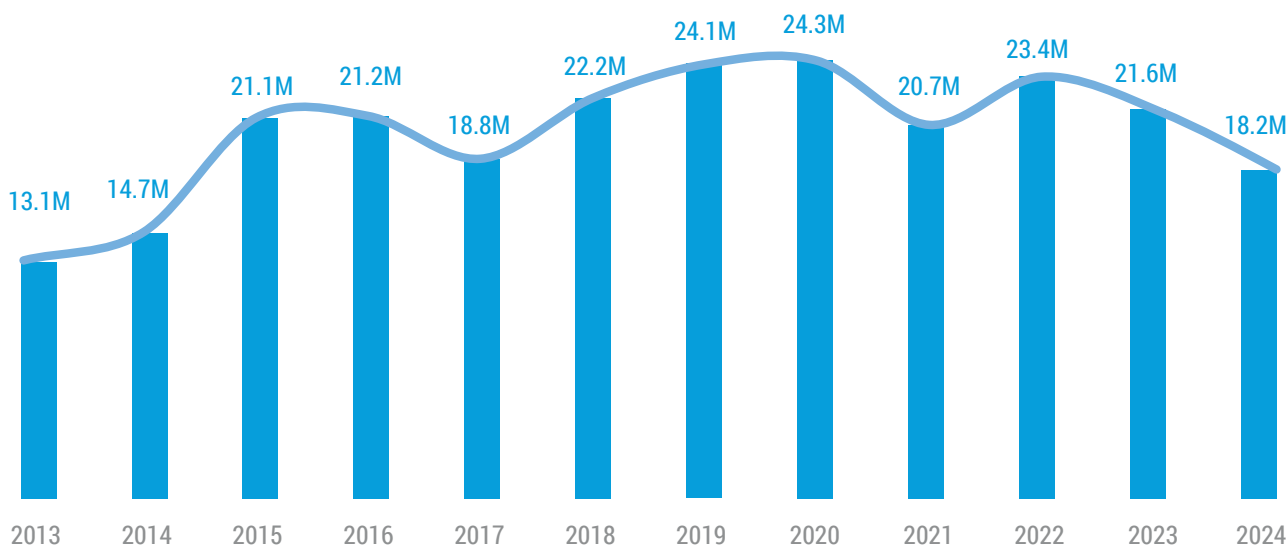
In 2024, 18.2 million people—over 55 per cent of the population—will need humanitarian assistance and protection services in Yemen. This represents a 16 per cent decrease compared to 2023 and confirms the downward trend witnessed in the past two years. The overall decrease in civilian casualties, greater freedom of movement inside the country and increased flow of commercial imports,<sup>41</sup> as well as enhanced humanitarian access in some areas, were key factors leading to a decrease in forecasted people in need moving into 2024.<sup>42</sup> As per the recent Multiple Indicator Cluster Survey (MICS) results, child mortality slightly improved on the back of sustained and large-scale humanitarian assistance.

### CHILD MORTALITY DURING THE LAST 15 YEARS

Infant mortality slightly improved over the last 15 years



### PEOPLE IN NEED OVER THE YEARS



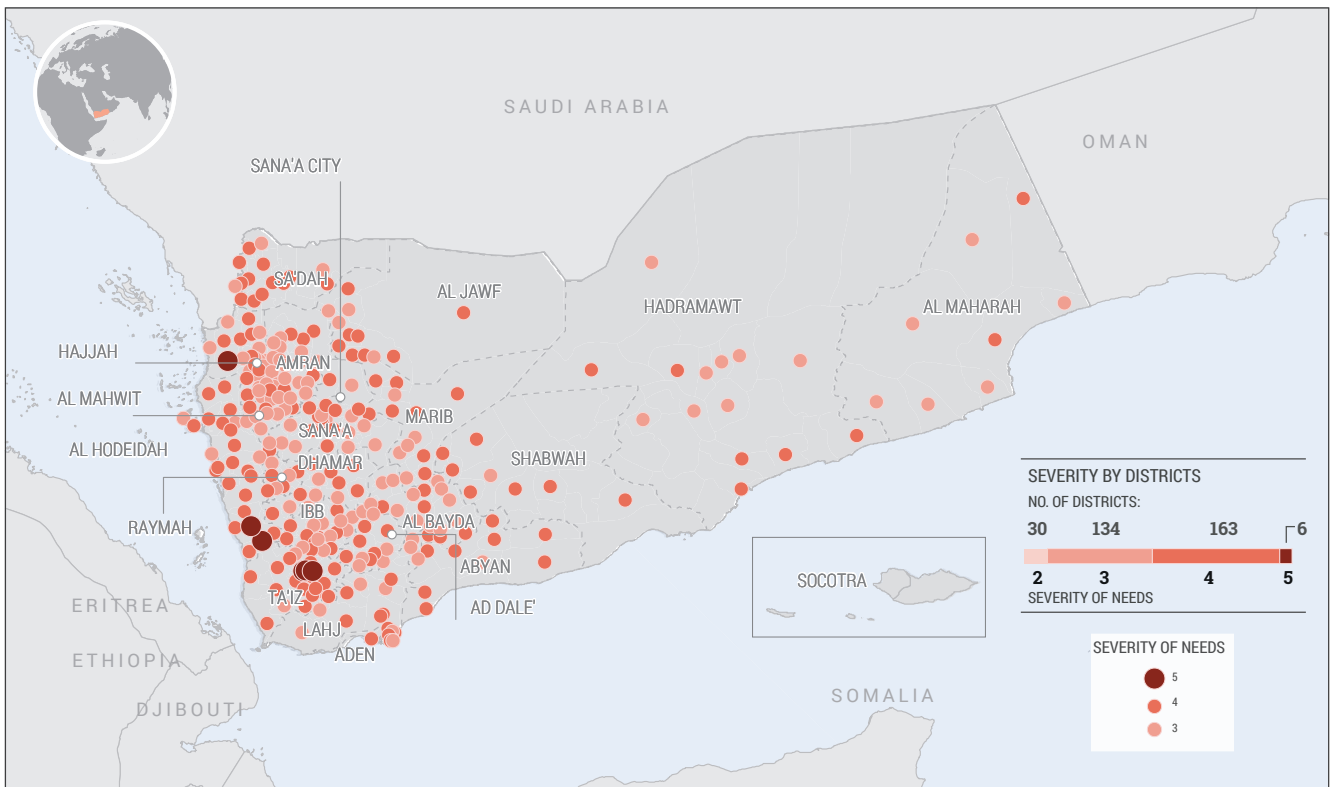
Based on the JIAF inter-sectoral analysis, the districts of Al Modhaffar, Al Qahirah and Salah in Ta'iz Governorate, Hays and Al Jarrahi in Al Hodeidah Governorate and Abs in Hajjah Governorates are the top six districts reporting the highest severity score (severity five),<sup>43</sup> with an overall number of 900,000 people in dire needs. All six districts are located in close proximity to conflict frontlines. 95 per cent of the internally displaced people (IDPs) living there and up to 83 per cent of the host communities in five districts need urgent humanitarian assistance and protection.

Thirteen million people live in 167 districts classified as severity four as per the inter-sectoral analysis. Al Hodeidah governorate comes at the top with 19

districts in severity four followed by Ta'iz (17 districts), Sa'dah (14 districts), and Hajjah (12 districts). The governorates of Ibb, Marib and Abyan have respectively 10, nine and eight districts in severity four.

Notwithstanding the slight improvements, large scale needs remain countrywide. Millions of people across Yemen experience continued vulnerabilities stemming from the protracted conflict and subsequent economic crisis. In this context, shocks such as disease outbreaks, climate-induced environmental hazards, and significant increases in migration trends can have devastating impacts.

### SEVERITY BY DISTRICT (DEC 2023)



## Alarming malnutrition among children, pregnant and lactating women.

Yemen is experiencing some of the highest malnutrition rates ever recorded, and the situation continues to worsen. **Nearly half of all children under the age of five are currently estimated to be experiencing moderate to severe stunting**,<sup>44</sup> setting them on a life course where they may not reach their full potential. The lack of funding for prevention services, coupled with a measles outbreak due to hesitancy towards child vaccinations and inconsistent food assistance, further exacerbates the risk of deteriorating nutrition conditions.

Acute malnutrition, both in terms of admissions and occurrence in 2023, was highest in Al Hodeidah, Hajjah and Ta'iz governorates. These areas face heightened measles outbreak risks and report global acute malnutrition (GAM) rates surpassing 17 per cent—well above emergency thresholds. According to WFP's latest monthly food security update for August, inadequate food consumption rose to 45 per cent in AA-controlled areas. In 2024, acute malnutrition is expected to also increase in Sa'dah, Al Jawf, Dhamar, Amran, Raymah, Lahj, and Ad Dale', where measles, diarrhoea and acute food insecurity are converging, thus further exacerbating a deteriorating acute malnutrition.

**Early marriage puts women and children, especially malnourished ones, at further risks**, casting a long shadow on the health and well-being of both women and children. Over 30 per cent of girls in Yemen are married before the age of 18. The high rates of under-

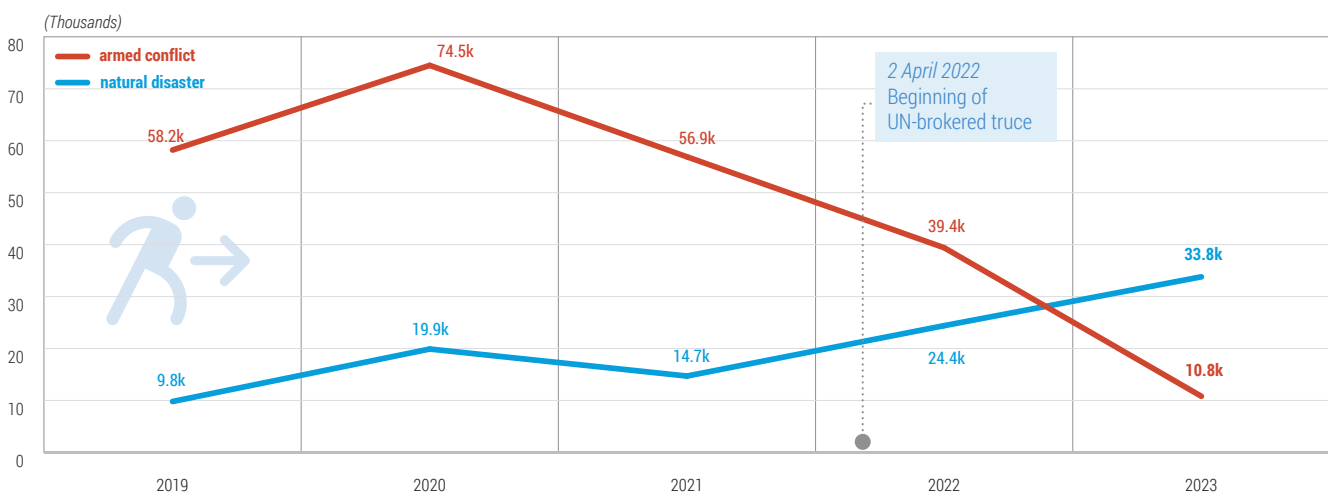
five deaths among children born to mothers under 20 years—54 per 1,000 live births - serves as a stark reminder of the consequences of early marriage.<sup>45</sup>

## A protracted displacement crisis

Protracted and multiple displacements remain prevalent for many affected by the conflict. **An estimated 4.5 million people- 14 per cent of the population, are currently displaced.** Almost 31 per cent of displaced families have been displaced more than once over the years with each displacement further eroding coping capacity. A considerable number of those displaced sought refuge in already overcrowded IDP hosting sites, many of which are characterised by inadequate shelter, poor water and sanitation and hygiene facilities as well as heightened health and protection risks. Analysis of conflict and displacement trends indicates that the total IDP population has decreased since a peak in mid-2022 following the truce, though restrictions on assessments prevent these changes being fully reflected in current estimates.

**In 2023 alone, over 314,000 people (44,835 households) were newly displaced.**<sup>46</sup> During this period, 76 per cent, approximately 235,000 people, were displaced and affected due to severe weather events, primarily rains, flooding and cyclone, while the remaining 24 per cent (over 75,000 people) were displaced due to conflict.<sup>47</sup> Many had been living in remote or challenging-to-access areas already hosting IDPs.<sup>48 49</sup>

## DRIVERS FOR ONSET DISPLACEMENT (HOUSEHOLDS)



Yemen is among the world’s most vulnerable countries to climate change, and among the least prepared to mitigate or adapt to its impacts. **Climate-related displacement is on the rise, reaching a near four-year high in 2023.**<sup>50</sup> It is now the leading cause of new displacement across Yemen, with drivers such as cyclones, drought and flooding often compounding existing vulnerabilities. (see p. 22 *Vulnerable Groups: IDPs for greater detail*). Climate-change related events are also associated with an increased risk of malnutrition, vector-borne diseases, and waterborne diseases.<sup>51</sup>

**Conflict-related displacement saw a year-on-year decrease of 83 per cent in 2023**, marking the fourth consecutive year of decreased conflict-related displacement. This trend is likely to be maintained in the absence of any major flare-up of hostilities. Nonetheless, regarding reasons for protracted displacement, according to UNHCR’s Protection Monitoring, 86 per cent of surveyed households across Yemen reported that the primary cause of their displacement relates to conflict and generalised violence in previous years.<sup>52</sup> Large-scale damage to houses in both urban and rural areas influences people’s choice to return to their places of origin. Besides continued insecurity and a lack of viable livelihood options, the destruction of houses, markets, and infrastructure is one of the reasons for the very low rate of returns, as people anticipate large repair and rebuilding work that for most is unaffordable without support.<sup>53</sup> Conflict-induced displacement has also created a huge influx to some cities, leading to higher service demands.

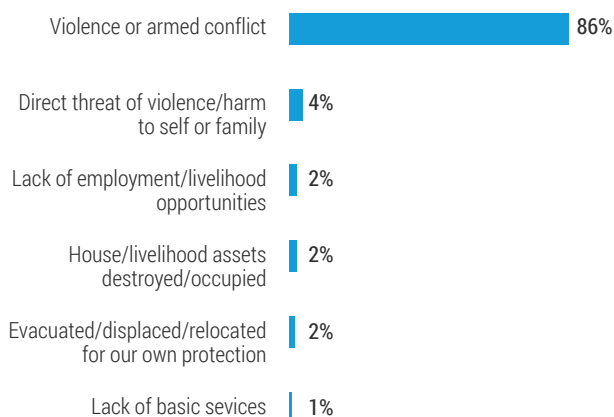
### Going back home, integrating in displacement areas, or settling elsewhere in the country

**Where monitoring of IDP returns has been possible, the numbers of displaced people that returned have continued to increase.** In Government-controlled areas, recent area assessment analysis showed that 1.34 million returnees were registered in 2022 alone,<sup>54</sup> compared to 1.3 million returnees across the entire country in 2019.<sup>55</sup>

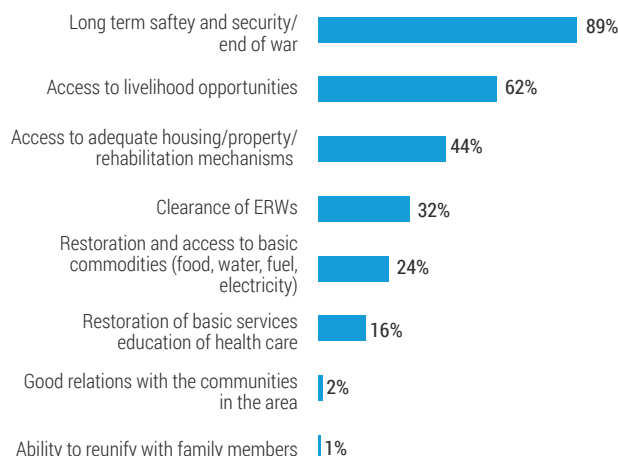
From the IDP intentions surveys that have been undertaken, three quarters of respondents confirmed their intention to remain at their current locations. Approximately 13 per cent of displaced households reported their intention to return home in the medium-term (more than six months away) and 12 per cent expressed their intention to return home within six months.<sup>56</sup> For those not wishing to return to their areas of origin, the top three factors cited as barriers were lack of security (89 per cent), access to livelihood opportunities (61.7 per cent) and access to housing, property and rehabilitation mechanisms (44.1 per cent).<sup>57</sup>



#### MOST COMMON REASONS TO PROTRACTED DISPLACEMENT (as of end September 2023)



#### ENABLING FACTORS IN AREA OF ORIGINS FOR RETURNS\*



\* Answers indicate multiple choices.



## Limited civil documentation compounds vulnerability and hinders prospects for solutions

Loss or lack of civil documentation has been a significant humanitarian concern for several years. Civil documentation includes birth certificates, marriage certificates, and identification cards, which are essential for individuals to access basic services, exercise their legal rights, and move freely within and outside the country. **Based on the studies, an estimated nine per cent of the total displaced population lack access to civil documentation, directly impacting their civil, political, social and economic rights.**<sup>58</sup> 37 per cent of adults lack a national ID card and 43 per cent of children lack a birth certificate.

The lack of civil documentation is attributed to a number of factors including limited capacity of the civil-registration authorities (CRA);<sup>59</sup> access barriers due to loss of supporting documents required to issue National ID cards<sup>60</sup> or limited access to CRA offices.<sup>61</sup> Unaffordability of fees associated with issuance of documentation is another obstacle to obtaining civil documentation. Legal obstacles relating to the original residence of those seeking to issue civil documentation<sup>62</sup> as well as political factors<sup>63</sup> further undermine access to civil documentation. The lack of civil documentation of IDPs hampers any settlement integration or return efforts and access to services. IDPs may have lost documentation during displacement, authorities may have confiscated it, it may be outdated, or some IDPs may never have had any documents even before the conflict. The civil registry system for processing documents has largely collapsed or is rendered ineffective.<sup>64</sup> Civil documentation is not only a prerequisite to obtaining HLP documents and necessary for the recognition, exercise and full realisation of HLP rights, it is also a cross-cutting enabler for other rights, including the right to education, adequate healthcare and freedom of movement.

## Landmines and ERW continue to kill civilians and prevent returns

**Yemen remains one of the most contaminated countries globally by landmines and explosive remnants of war (ERW) and has the third highest**

**number of casualties stemming from these threats over the past ten years.**<sup>65</sup> Landmines and ERW prevent safe returns of affected populations, restrict income-generating activities and limit access to essential public services in contaminated areas. Civilians, particularly children, continue to be overrepresented in casualty numbers. In 2023 alone, landmines and ERW were the largest cause of child casualties—with more children impacted than by all other types of armed violence combined.<sup>66</sup>

Al Hodeidah governorate is particularly affected, representing half of all casualties across the country from landmines, with significant contamination also in Al Jawf and Marib governorates. Many previous front-line areas, notably in Al Hodeidah, Ta'iz and Marib, are heavily contaminated by ERWs. As IDPs sought to return home,<sup>67</sup> following the April 2022 UN-led truce, casualties from mines and other EO nearly tripled. IDPs often quote the existence of landmines in their areas of origin as a significant factor preventing their return. Landmines are also preventing humanitarians from accessing and providing services in areas of return. With services provided in existing IDP sites but not in areas of return, many IDPs choose to stay in unsustainable sites.

## Housing, Land and Property challenges

The impact of the protracted crisis resulted in severe housing damage both in urban and rural areas. Multiple displacements, the destruction of housing and infrastructure, and lack of livelihoods and income-generating activities have forced both internally displaced persons and host populations to reside in over-crowded and sub-standard shelter conditions exposing them to significant protection risks. Unlawful occupancy of property, unaffordability or unavailability of housing, or restrictions on access to property are some of the rampant HLP violations taking place in the country. Other HLP challenges include insecure land tenure; lack of suitable land; ineffective land dispute mechanisms; limited access to land for livelihoods; contamination of land by explosive hazards; and lack of civil and HLP documentation (the former being a prerequisite to obtaining HLP documentation). Poor land administration and limited access to justice, weak



#### TA'IZ, YEMEN

Iman and her 6-year-old daughter, Renad, walking amid the rubble of their damaged house in Al Be'rarah, Al-Muzaffar District in Ta'iz. She wishes to return to her home and live the rest of her life surrounded by her children. Photo: UNHCR/Ahmed Basha

legal and policy frameworks, and weak institutions are structural impediments to tenure security result in secondary displacement and hinders sustainable solutions. Displaced women face particular barriers to accessing their rights: they are less likely than men to have property documents in their name, less likely to be decision-makers in their household, and they are often expected to inherit less than would their male counterparts.

#### Evictions threats are on the rise

**Evictions incidents of IDPs and non-IDPs increased by at least 10 per cent in 2023.** Between January to September 2023, 29 per cent of IDPs living outside of hosting sites received an eviction notification, in comparison to 17 per cent in IDP hosting sites. Forced evictions in IDP sites are usually applied to groups and caused by landlords and government bodies who wish to use the land on which IDPs are staying. Individual forced evictions most often affect IDPs in

rented accommodation due to an inability to pay rent, a trend that is worsening with increasing inflation, unemployment and loss of livelihoods. From January to September 2023, an estimated 86 per cent of IDPs living in rental housing—the majority of the displaced population—were unable to pay rent on a regular basis, in comparison to 71 per cent of IDPs living in hosting sites.<sup>68</sup> Difficulties paying rent may also lead to property and identification seizures or imprisonment, each with substantial further protection implications.

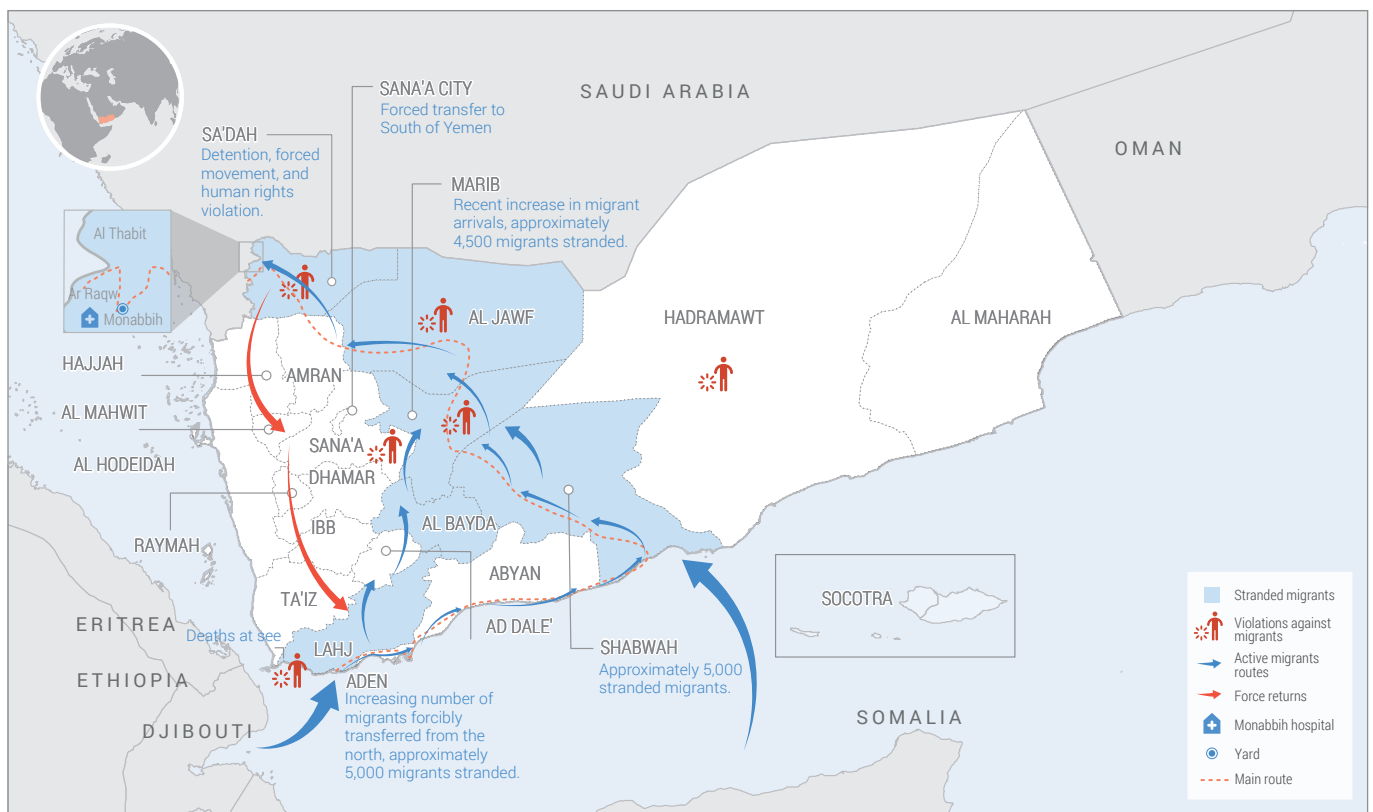
#### Yemen at the core of regional migration dynamics

**The annual arrival of migrants to Yemen tripled from 2021 to 2023, from around 27,000 to over 90,000, while arrivals of asylum-seekers and refugees continued to be relatively stable, with 7,669 new registrations in 2021, 5,649 in 2022, and 6,649 in 2023.** In 2023, there were approximately 308,000 migrants and 72,000 refugees and asylum seekers in Yemen, the majority from Ethiopia and Somalia. This

sharp increase places additional pressure on already stretched host communities and exacerbates existing protection risks for many people across the country. Public demonstrations by migrant groups took place in Aden in the second half of 2023 on issues linked to living conditions and access to services, as well as the availability of voluntary humanitarian return flights.

**Yemen remains a transit route** for many people trying to travel to Saudi Arabia and Oman (see map).<sup>69</sup> Over the course of the year, reports were received of extreme violence and other protection issues in border areas. Additionally, monitoring detentions for refugees and asylum seekers in the northern governorates has been halted for a few years. The inability to meet with all relevant detainees promptly and deliver essential legal interventions contributed to prolonged detention.

## OVERVIEW OF MIGRATION TRENDS IN YEMEN



Map Source: IOM

### Severely impacted public services and public infrastructure are barely functioning

Across Yemen, public services and infrastructure have deteriorated to critical levels as a result of conflict and climate-related events. **Crucial civilian infrastructure, such as hospitals, schools, water supply systems and housing infrastructure, have sustained extensive damage due to the conflict.** Lack of access to adequate services remains a key driver of humanitarian needs, with considerable pressure on basic services and hosting communities.

More than half of the country's population struggles to access food, safe drinking water and adequate health services. Only half of all health facilities across the country are operational (either fully or partially functional).<sup>70</sup> More than 80 per cent of the population do not have connection to the sewer system, and 39 per cent lack access to safe methods of sanitation disposal<sup>71</sup> and the abysmal state of solid waste management throughout Yemen, especially in urban areas is evident. 40 per cent of 823,272 surveyed individuals lack civil documentation across 20 governorates in Yemen.



#### ADEN, YEMEN

Displaced households living in Hawsh Dirhim IDP site lack basic services. Dar Sad District, Aden Governorate.

Photo: OCHA Yemen

**Thousands of women, including IDPs, migrants and those outside of reproductive age, are particularly vulnerable and have no or limited access to reproductive health services or information.**

A sharp decline in reproductive health services in Yemen has experienced since January 2022, with the monthly number of services delivered declining by more than 30 per cent. Alarmingly, this downward trend is accelerating—already limited reproductive health and postnatal care declined by 35 and 22 per cent, respectively, in the first half of 2023.

Nearly 90 per cent of the population lack access to publicly supplied electricity. Critical infrastructure, such as roads and bridges, have been widely damaged. Key public service employees (notably most Yemeni health workers and two-thirds of all Yemeni teachers) have not received a regular salary in years.<sup>72</sup> For women, additional risks exist. Access to comprehensive GBV services remain scarce, with less than 5 per cent of health facilities provide clinical management of rape or GBV. The GBV AoR was one of the least funded clusters in 2023 thus compromised effective service delivery. Insufficient funding for sensitisation and prevention, risk mitigation and response activities, will further hamper effective GBV response if not prioritised for 2024.

#### More frequent outbreaks of vaccine-preventable diseases

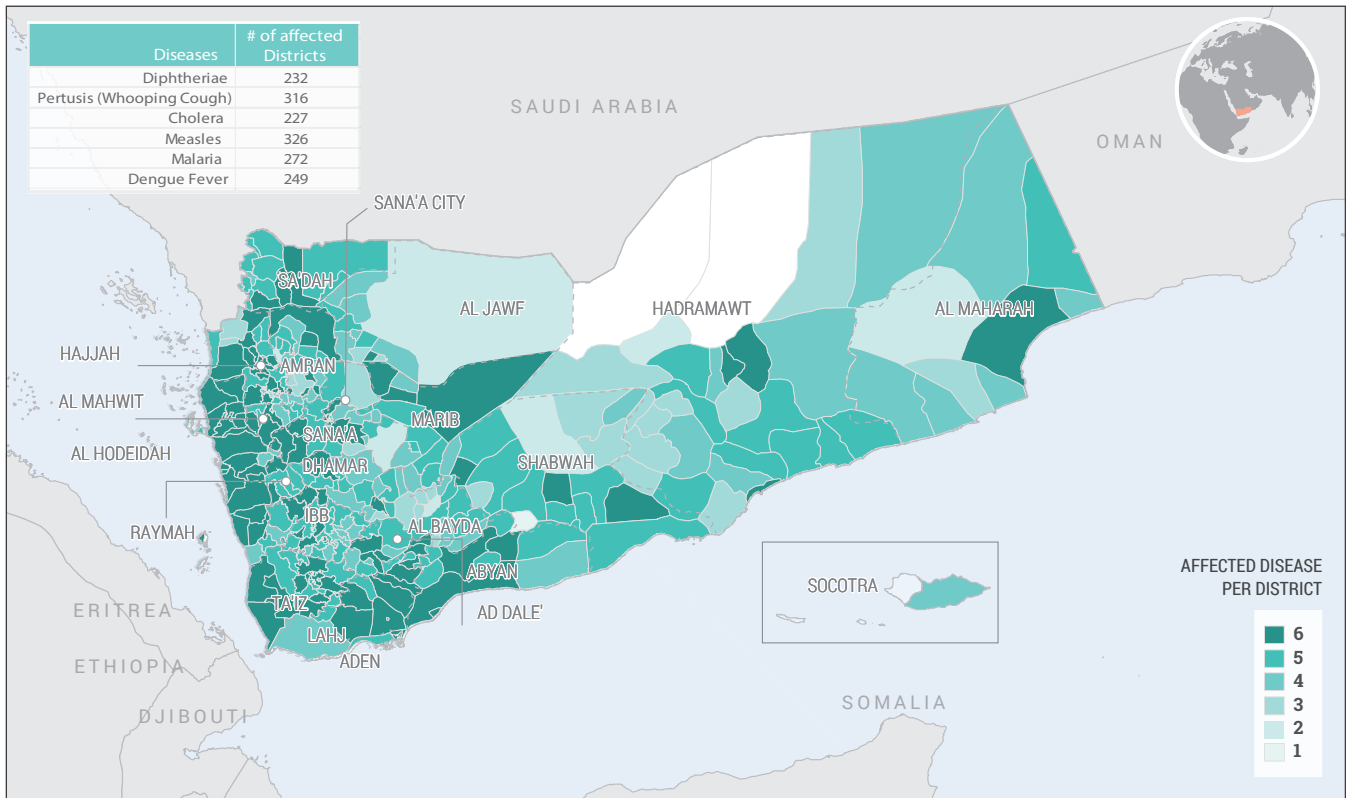
**Yemen has some of the highest disease risks globally,**<sup>73</sup>

with devastating outbreaks in recent years of cholera, measles, diphtheria, dengue fever and polio, among others.<sup>74</sup> Key contributing factors include extremely limited public health infrastructure and services, limited water availability, and growing levels of vaccine-denial and hesitancy.

In 2023, a number of disease outbreaks took hold across the country—including a worrying reappearance of cholera and acute watery diarrhoea (AWD) in twelve governorates, including Shabwah and Al Hodeidah, in the final months of the year. Many of these outbreaks are of vaccine-preventable diseases, including measles, polio, pertussis, and diphtheria, with unvaccinated children comprising many of those affected. **Across Yemen, an estimated 70 per cent of children aged three years have not received a full course of basic vaccinations recommended in the national immunisation schedule.**<sup>75</sup>

These outbreaks have been worsened by limited access to clean water, food and healthcare, among other factors. Organised and widespread anti-vaccination misinformation campaigns have also prevented the effective control of disease outbreaks

## DISTRICT AFFECTED WITH DISEASES - 2023



in many communities. In AA-controlled areas, vaccination has been limited to health facilities since the beginning of the year, preventing outreach activities and mobile community-based vaccination campaigns. The situation has been compounded by significant reductions to incentives for healthcare workers in January 2023, which has seen a withdrawal of qualified healthcare workers, including critical women staff, from remote and frontline areas.<sup>76</sup> Restrictions on the movement of female aid workers in AA-controlled areas have further challenged the availability of critical services, adversely impacting the health needs of women and girls. This also greatly reduces women's and girls' access to services and reduces the humanitarian response's understanding of their needs by limiting the presence of female humanitarians in assessment.<sup>77</sup>

### Natural and climate-induced environmental hazards exacerbate risks for communities

In 2023, severe rains and flooding caused displacement, severe damage to houses and IDP shelters, roads and other infrastructure, and impacted the delivery of essential life-saving services. A number of dams remain weak and at risk of collapse, with one collapsing in Mahwit governorate in May.<sup>78</sup> **Severe rain and floods caused 44,800 households to be newly or secondarily displaced,<sup>79</sup> and a total of 253 IDP sites were affected.<sup>80</sup>** Heightened thunderstorm occurrences were also observed, with more than 50 deaths as a result of lightning strikes in Hajjah governorate alone.<sup>81</sup> Water and other natural resource disputes continue to drive protection concerns. In 2023, drought was a primary driver for a 10 per cent increase in evictions as farmers were unable to make ends meet during lean seasons.

## Population groups most in need

### Malnourished children and pregnant and lactating women

Between 2.2 to 3 million girls and boys are at risk of increased morbidity and mortality every year in Yemen due to acute malnutrition. This represents at least 50 per cent of the total at-risk population among children under five. At least 2 million more children are having their future developmental and learning opportunities put at risk as a result of chronic malnutrition, such as stunted growth, cognitive impairment, weakened immune system, and delayed social and emotional development.

Acute malnutrition, both in terms of admissions and occurrence in 2023, was highest in Al Hodeidah, Hajjah and Ta'iz governorates. Moving into 2024, extremely high levels are also forecasted in Sa'dah, Al Jawf, Dhamar, Amran, Raymah, Lahj, and Ad Dale'. In these areas, increased acute malnutrition occurs in parallel with increased incidence of measles, diarrhoea and acute food insecurity.

### Internally Displaced Persons

Of the approximately 4.56 million people displaced in Yemen, around 80 per cent are women and children, with around one quarter (26 per cent) of displaced households headed by women.<sup>82</sup> Marib, Hajjah and Al Hodeidah governorates continue to host the largest IDP populations in Yemen, with significant population figures also present in other governorates.<sup>83</sup>

Most IDPs live in host communities, with around 1.5 million people living in 2,382 collective displacement sites.<sup>84</sup> Most people residing in IDP hosting sites belong to the marginalised Muhamasheen community, who have been systematically excluded from accessing formal land and housing markets. While constituting only 10 per cent of Yemen's population, this community has been disproportionately affected by the ongoing crisis. Where surveys exist, an estimated 76 per cent of Muhamasheen in camps do not have sufficient income to cover needs and 45 per cent do not have adequate shelter. Compared with

other IDPs, the Muhamasheen community is more likely to seek shelter on farmland, in public spaces or in other places with substandard living conditions, due to longstanding social prejudices among local communities.<sup>85</sup> As many as a third lack identification documents, preventing access to services and livelihood opportunities.<sup>86</sup>

### Migrants, refugees and asylum seekers

In 2024, an estimated 308,261 migrants and up to 71,816 refugees and asylum-seekers, primarily from Somalia and Ethiopia, will need humanitarian assistance and protection services, especially women, girls and children. Largely excluded from local systems of support and community protection, the protection needs of migrants are increasing in severity due to exploitation at the hands of smugglers, violence experienced in border areas, and widespread discrimination, sexual exploitation and abuse, survival sex and GBV. Migrant workers transiting to KSA are at risk of human trafficking, extortion, detention, forced or unpaid labour, and rape.<sup>87</sup>

Female migrants, refugees and asylum seekers, including children, report exposure to high levels of GBV. This includes sexual assault, forced marriage, forced labour, and abuse, with access to limited safe options for basic reproductive healthcare or psychological support. The majority of this population live in overcrowded and unsanitary accommodation, and the deteriorating economic situation has exposed many to the increasing threat of evictions.

## Vulnerable Residents (Non-Displaced Population)

In both rural and urban areas where basic services are lacking or limited, the impact of socio-economic vulnerabilities, compounded with limited livelihood options, has forced 11.9 million Yemenis into a high severity of needs. This broader group of “vulnerable residents”—the largest of the population groups in need—includes those facing severe needs, such as non-displaced people with high food needs, those

living close to frontlines with restricted access to basic services, communities hosting a high number of IDPs facing collapsing public services and/or depleting resources, those facing barriers in accessing basic health, WASH, education and nutrition services and are under risk of a severe deterioration of their conditions, those with severe protection needs, and those living with inadequate shelters.



### MARIB, YEMEN

An internally displaced person with a disability in Marib District, Marib Governorate.

Photo: Solidarites International/Abdullah Al-Jaradi

## Population groups in need of specialised assistance and services across all groups

### Women and girls

**Yemen ranked second to last in the world in terms of gender equality and third last in 2022 in women's global inclusion and security.**<sup>88</sup> The current conflict which has lasted for nearly a decade, has further aggravated existing gender inequality, affecting access to economic activities and basic services, and reportedly contributing to an increase in GBV incidents. This is not unique to Yemen; the link between increased GBV risk and conflict is well-researched and documented globally and regionally. Yemen's deep-rooted gender inequalities affect women and girls' access to basic services. Many displaced households are headed by women, and they are vulnerable to GBV, poverty, and violations of basic rights. Negative coping strategies, such as child marriage, human trafficking, begging, and child labor, become more prevalent due to limited shelter options and the breakdown of protection mechanisms. Women and girls with disabilities are at even greater risk of GBV, and services to prevent and address such violence are overstretched or absent in some areas. Reporting of GBV cases is hindered by fear, stigma, and lack of legal redress mechanisms.

Marginalised women and girls, including the Muhamasheen, face additional challenges in terms of social, economic, and political disadvantages. The ongoing crisis has increased GBV cases, particularly for the most vulnerable. Prevalence of harmful practices like female genital mutilation and child marriage varies across the country, with certain geographical areas and vulnerable groups experiencing higher rates. Women also face hurdles in realising their housing, land and property rights, based on systemic disadvantages. Although these rights are enshrined in both national and Sharia law, access in practice is rare. Instead, women's access to housing, land and property are often dependent on informal decision-making in their communities, which generally favours men. A recent rapid assessment identified that one of the main reasons for women not seeking formal access to their rights is due to limited information and legal support.

### Persons with Disabilities

Although limited data is available, **5 million people with disabilities are estimated in Yemen, based on the World Health Organization's (WHO) global estimate of 15 per cent of the total population.** This number is likely to be much higher, given the extent of conflict-related casualties over recent years and high prevalence of landmines and explosive remnants of war, among other challenges.

Socio-economic vulnerabilities are heightened for persons with disabilities in Yemen, including in terms of access to economic, social, health and civil rights and opportunities, particularly in districts with high severity. Discrimination and stigmatisation are prevalent and often lead to aggravated social inequalities, with limited representation available to advocate for the realization of core rights.<sup>89</sup> Social services for persons with disabilities were effectively suspended in Yemen in 2015 due to the conflict,<sup>90</sup> and only a fraction of the organisations previously providing support are still doing so.<sup>91</sup> Of the available services, many lack the capacity required to address specific needs, and staff often lack appropriate knowledge. This includes women and girls, who are also highly vulnerable to protection risks such as GBV.<sup>92 93</sup>

**There is a high estimated prevalence of children with disabilities, representing around 21 per cent of children between 5 and 17. Overall, MICS statistical reports show that nearly one in five children in Yemen have functional difficulties, such as seeing, hearing and walking.**<sup>94</sup> Some children drop out of school due to difficulties travelling to facilities, limited participation availability and other capacity challenges. The Handicap Care and Rehabilitation Fund reports that around 8,000 students with a disability in AA-controlled areas have missed out on their education since the escalation of the conflict.<sup>95</sup>



## Persons without civil documentation

### In 2024, an estimated 9 per cent of the total displaced population<sup>96</sup> lack access to civil documentation

rendering them vulnerable due to limited or no access to humanitarian assistance, public services and other fundamental rights including freedom of movement, employment opportunities and property rights. The lack and loss of civil documentation affects all population groups in Yemen whether IDPs, host community/nondisplaced Yemenis, migrants, asylum seekers and refugees. IDPs are however disproportionately affected by this issue, as both legal bottlenecks and political factors relate more to them than to other population groups (See 1.2 *Impact of the crisis and severity of needs: Civil Documentation*).

The Muhamasheen are significantly affected by the lack of civil documentation, with most of them reporting barriers to accessing civil documentation as including high costs associated with obtaining documentation (affordability), lack of information (ignorance amongst the population on processes) and missing/lack of supporting documents.<sup>97</sup> Women, in particular, may face heightened challenges when it comes to accessing their rightful inheritance, property ownership, and child custody. Undocumented individuals, especially children, are at risk of becoming stateless, which has serious implications for their legal status and protection.<sup>98</sup>



#### TA'IZ, YEMEN

The Muhamasheen community is a Yemeni minority group that has traditionally been exposed to entrenched and systematic discrimination, social exclusion and limited access to essential public services. Photo: CARE Yemen/Sarah Rasheed



In Yemen between **2.2 and 3 million girls and boys** are at risk of increased morbidity and mortality every year because of **acute malnutrition**.



At least **2 million girls and boys** have their future developmental and learning opportunities at risk because of **chronic malnutrition** every year.



At least **50 per cent of the total children under 5 years** are at risk of **acute malnutrition**.



**4.56 million people are displaced**. Around **80 per cent** are women and children. **One quarter** (26 per cent) of displaced households are female-headed.



Most IDPs live in host communities, with around **1.5 million** people living in **2,382** collective displacement sites.



In 2024, an estimated **308,261 migrants** and up to **71,816 refugees and asylum-seekers**, primarily from Somalia and Ethiopia, will need humanitarian assistance and protection services.



Female migrants, refugees and asylum seekers, including children, **report exposure to high levels of gender-based violence**. This includes sexual assault, forced marriage, forced labour, and abuse.



Yemen ranked **second to last** in the world in terms of gender equality and third last in 2022 in women's global inclusion and security.



Marginalized **women and girls**, including the Muhamasheen, **face additional challenges in terms of social, economic, and political disadvantages**.



Globally, the World Health Organization (WHO) estimates that persons with disabilities **comprise 15 per cent of** any country's population; given the high level **mine and UXO** presence in Yemen it is certainly higher.



**One in five** children have functional difficulties, such as seeing, hearing, and walking.



Adequate access to basic **health services** comes as a first priority for persons with disabilities including regular **hospitalization**, prosthetic limbs, and wheelchairs.

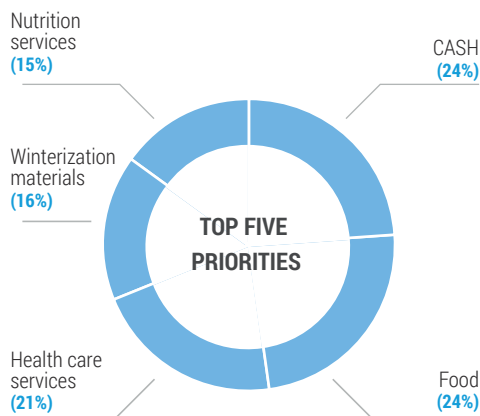
## 1.3

## Feedback from affected communities

### Affected people in Yemen tell us their priorities and give us feedback on our response

Based on the data and analysis undertaken through the Collective Feedback Mechanism (CFM) established in 2022 by the Humanitarian Country Team and UNICEF-led community perception survey,<sup>99</sup> affected communities throughout Yemen reported cash (76 per cent), food (74 per cent) and healthcare services<sup>100</sup> (65 per cent) as the top three priority needs for humanitarian assistance, followed by winterisation support (52 per cent) and nutrition services (47 per cent).

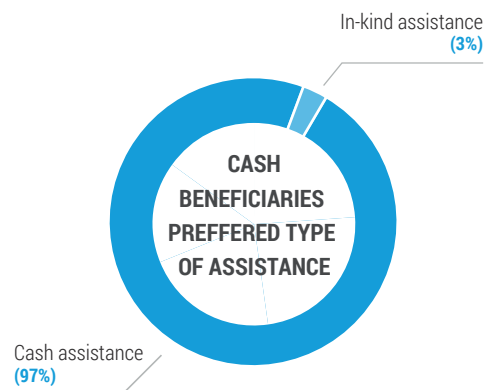
Over one-third (35 per cent) of respondents felt their communities would not be able to survive without external assistance, while another 60 per cent stated that their communities require some external assistance to meet priority needs or that their communities would struggle without this help.



### Cash Satisfaction

Post-distribution monitoring and baseline/endline surveys from the two largest multi-purpose cash assistance programmes<sup>101</sup> show that **86 per cent of beneficiaries of cash assistance reported that humanitarian cash assistance is delivered in a safe, accessible, accountable, and participatory manner.**

97 per cent of beneficiaries who received cash assistance preferred cash support, compared with only 3 per cent who preferred in-kind assistance.



**Around 58 per cent of the communities in Yemen were satisfied with the services provided by the humanitarian community but much more needs to be done.**

The initial findings of the 2023 community perception survey led by UNICEF through a third-party monitoring agency indicates 58 per cent of the respondents expressed satisfaction with the services provided by the humanitarian agencies (compared to 52 per cent in 2022) while 36 per cent reported being unsatisfied. Over a third (35 per cent) of respondents felt that humanitarian interventions in their communities did not meet priority needs, and half felt priority needs were somewhat met. Focus group discussions clarified that despite receiving assistance, most people are still living in difficult conditions.<sup>102</sup>

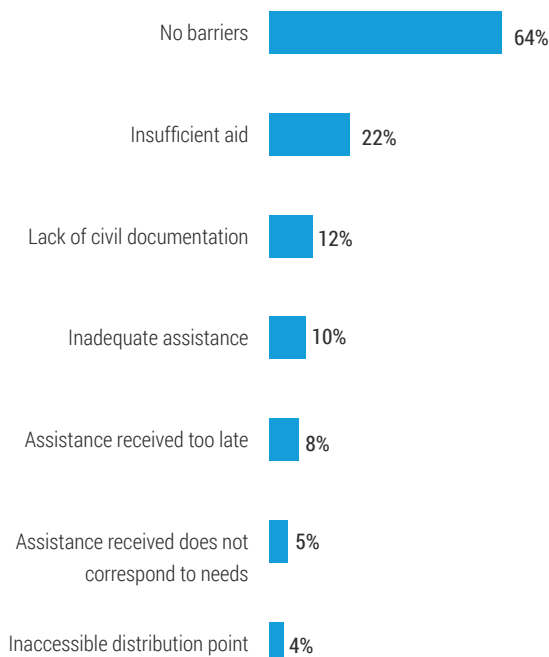
Among those dissatisfied, the majority (70 per cent) felt the amount of assistance was not enough, followed by dissatisfaction with the selection criteria (48 per cent). Some felt the aid leaves out some groups, including host communities, underscoring the need for clarity on the selection criteria with

communities. Others noted the unreliability of community representatives registering beneficiaries, not knowing how to apply for assistance, and the quality of assistance.

**Communities expressed insufficient information on how to register for assistance, including specific assistance like cash and food.** In fact, less than half of respondents felt that their communities had full or partial information on how to access assistance.<sup>103</sup> This was also underscored by CFM analysis, where nearly half (49 per cent) of the 147,000 cases were information related requests. Communities also expressed that complaints were not addressed in a timely manner, and that the humanitarian community did not sufficiently engage with them. Face-to-face meetings with community members and aid workers, followed by community meetings, were the preferred ways to receive information about humanitarian assistance.



**SATISFACTION WITH HUMANITARIAN SERVICES**



**Persons with disabilities struggle in accessing humanitarian aid**

In the absence of country-wide comprehensive data on disability, partners rely on local information and assessments<sup>104</sup> to get a better understanding of

vulnerable groups, the challenges they encounter, and for targeting, including persons living with disabilities. Many forms of disability remain invisible due to cultural issues and perceived shame associated with disability in Yemen. Persons with a disability are often requested to hide inside their homes by their families. This can lead to individuals being less integrated in their communities and facing challenges in accessing specialised support and services, especially for women and girls. The CFM notes less than one per cent feedback by people who self-identify as having a disability, demonstrating that they are not aware of and/or do not have access to feedback channels. This points to the need for further efforts to ensure effective outreach and inclusive participation of persons with disability in the response.

**Small measures contributed to improved access and safety**

Camp Coordination and Camp Management (CCCM) partners have implemented measures like accessible latrines and solar lighting to address the safety issues facing women and girls. In some sites in Ibb, 40 per cent of female respondents reported feeling safer after solar lighting installations.<sup>105</sup> Challenges remain in safe access to existing facilities, according to site communities and committee representatives. In addition, the CCCM cluster Site Monitoring Tool (SMT) noted that while the majority of sites (64 per cent) reported that there are no barriers to accessing humanitarian assistance, frequently reported barriers in other sites included insufficient humanitarian assistance, followed by missing civil documentation.<sup>106</sup> Lack of civil and legal documentation plays a major barrier to accessing basic services for all population groups including minority groups, women and girls, as well as individuals who lost documentation during displacement, had their IDs confiscated by the authorities, or were without documentation since before the conflict. The lack of civil documentation prevents family reunification, compromises freedom of movement limit access to essential services. The lack of, or barriers to accessing, these essential services increase women’s exposure to certain types of GBV risks.

Part 2:

# Projected evolution and monitoring of situation and needs

---








## HADRAMAWT, YEMEN












































































































A mother of two girls from Hadramawt. She lost one of them to female circumcision, vowed not to lose the other, and protected her from the practice. Hadramawt Governorate. Photo: UNFPA Yemen



## 2.1 Expected risks and shocks

In collaboration with the United Nations Office for Disaster Risk Reduction (UNDRR), the Resident Coordinator’s Office (RCO) and humanitarian actors, OCHA has conducted a comprehensive risk analysis to inform the 2024 Humanitarian Programme Cycle (HPC), notably including climate risks. This section examines the potential risks to consider for humanitarian planning in Yemen and outlines the most likely scenario for 2024.<sup>107</sup> The most significant risks to communities are expected to be conflict and violence, floods and water scarcity/drought, disease outbreaks and continued economic deterioration.

RISK CATEGORY	NAME OF RISK	TOTAL GOVS.
Conflict	 Conflict	13
Climate	 Drought/water scarcity	6
	 Floods	14
Outbreak	 Vector borne diseases	15
	 Airborne diseases	22
	 Waterborne diseases	15
Economic deterioration	 Economic deterioration	22

Governorate	Conflict 	Climate  	Outbreak   	Economic deterioration 
Ibb			  	
Abyan		 		
Sana'a City			  	
Al Bayda			  	
Ta'iz			  	
Al Jawf		 	  	
Hajjah			  	
Al Hodeidah			  	
Hadramawt				
Dhamar			  	
Shabwah				
Sa'dah			  	
Sana'a			  	
Aden				
Lahj				
Marib		 	  	
Al Mahwit			  	
Al Maharah				
Amran			  	
'Ad Dale			  	
Raymah			  	
Socotra				

## Conflict

The path forward for Yemen in 2024 remains uncertain. While continued truce-like conditions offer a glimmer of hope, conflict frontlines in places like Ta'iz are likely to remain tension hotspots. This potentially may result in continued and renewed civilian casualties and displacement. Continued military operations in the Red Sea might trigger heightened tensions, potentially leading to humanitarian impact. In such a case, a regional conflict in the Red Sea may hamper the country's export levels, exacerbate inflation, prevent food and fuel imports, and impact infrastructure.

## Disease Outbreaks

The cohort of unvaccinated children will continue to rise sharply in light of a lack of permissions to roll out major vaccination campaigns in AA-controlled areas, increasing vulnerability to preventable diseases. The likelihood of outbreaks of diseases, both waterborne and airborne, is high due to a lack of immunization coverage, damaged and insufficiently maintained water, sanitation and hygiene (WASH) infrastructure, recurrent floods and limited access to safe water.

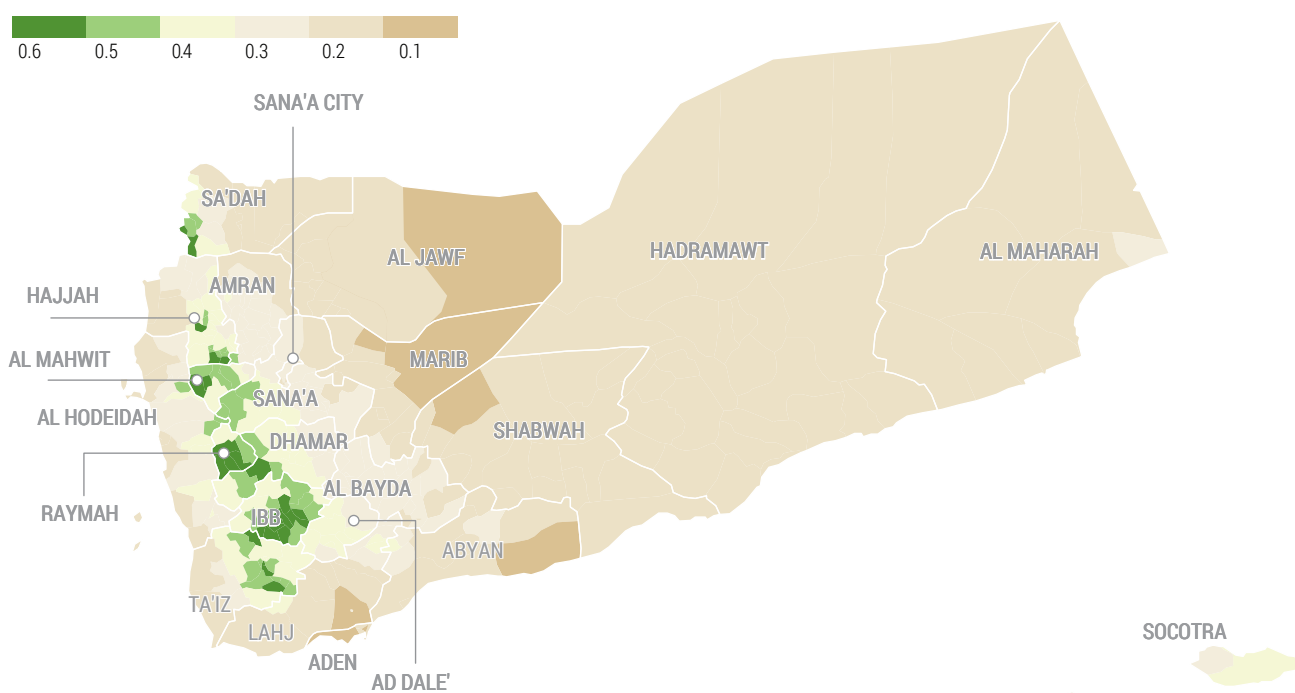
## Climate change—floods, droughts and cyclones

Largely driven by global warming, extreme climate events, such as floods, consecutive droughts and desertification, are expected to increase in frequency and severity over the next few years. Flood and longer droughts<sup>108</sup> could easily cause between 200,000- and 350,000 displacements and affect up to half a million people in the coming year.<sup>109</sup> IDPs are particularly exposed and vulnerable to floods due to the precarious conditions of their shelters and prevalence in flood plains. Water stress will further diminish access to drinking water and key agricultural livelihoods year on year.

## Economic Instability

Currency depreciation, barriers to market access, and a continued shift from food to cash crops such as qat cultivation may be a concerning trend in 2024 for the whole country.

## Average Normalized Difference Vegetation Index (NDVI) 2023



## 2.2

## Monitoring of situation and needs

In 2023, persistent data and information gaps, along with planning obstacles, interference and delays by authorities, and funding issues, continued to undermine a credible and timely evidence-based data collection and analysis to inform the humanitarian planning. Critical assessments such as the Integrated Phase Classification (IPC), Multi-Cluster Location Assessment (MCLA), and Standardized Monitoring and Assessment of Relief and Transitions (SMART) were either absent or significantly delayed in 2023. This in turn hindered effective needs estimation and response planning. Assessments are crucial for informed humanitarian planning and the continuous monitoring of evolving needs and situations. In 2024, collaborative engagement and advocacy will be needed to ensure their smooth and comprehensive roll-out. (*Please see Annex 4.1 Data sources*).

Situation monitoring is critical. The Inter-Cluster Coordination Mechanism (ICCM) will continue to closely monitor the most likely risks identified in section 2.1, including conflict and insecurity, the macroeconomic situation, regional patterns and trends, attacks against humanitarian infrastructure, flood susceptibility and disease prevalence. The successful roll-out of area-based consultations in November 2023 to inform the humanitarian response has fostered understanding and dialogue with affected communities and authorities and also set the basis for local-level monitoring on needs and emerging risks.

Given the multifaceted and cross-sectoral nature and scale of the key drivers of the humanitarian crisis in Yemen, clusters have identified key inter-sectoral indicators that accurately reflect changes in the severity of needs. These indicators will be used for ongoing monitoring throughout the 2024 Humanitarian Programme Cycle. The findings of this analysis will inform decisions regarding potential response planning, including necessary strategic adjustments, as well as provide key insights to guide data-driven course corrections, as required.

Humanitarian partners will also continue to monitor displacement trends, access constraints, disaster impact data, currency inflation and fuel price data, among others, throughout the year to guide preparedness and response. The United Nations Office for the Coordination of Humanitarian Affairs (OCHA) will continue to regularly publish a series of interactive dashboards and humanitarian updates that provide data for partners on the aforementioned trends. Several thematic working groups will also be engaged in regular reviews in key areas.



## Part 3:

# Sectoral analysis

---

### ADEN, YEMEN

A displaced woman living in this tent with her family and her relative's family, Aden Governorate.

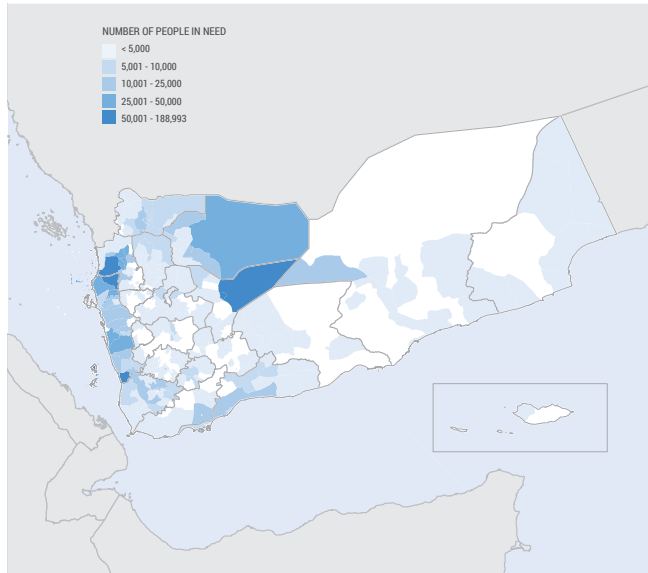
Photo: UNFPA



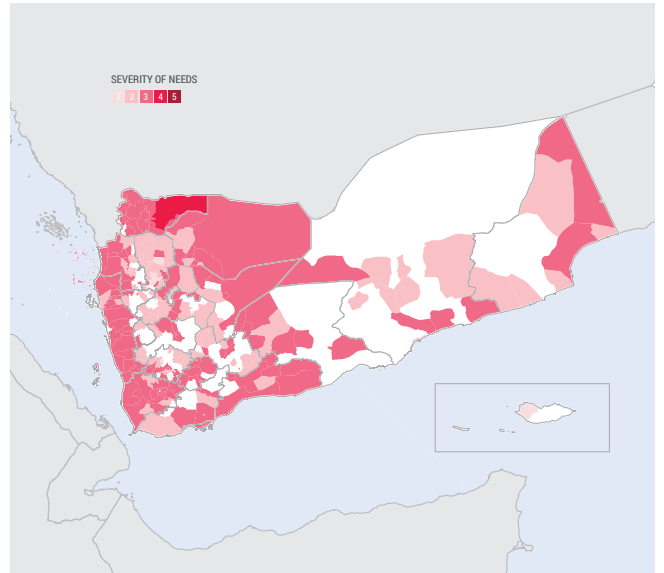
### 3.1 Camp Coordination and Camp Management (CCCM)

PEOPLE IN NEED	WOMEN	CHILDREN	WITH DISABILITY	ELDERLY PERSONS	NUMBER OF SITES
<b>1.8M</b>	<b>25%</b>	<b>49%</b>	<b>15%</b>	<b>7%</b>	<b>2,382</b>

#### People in need



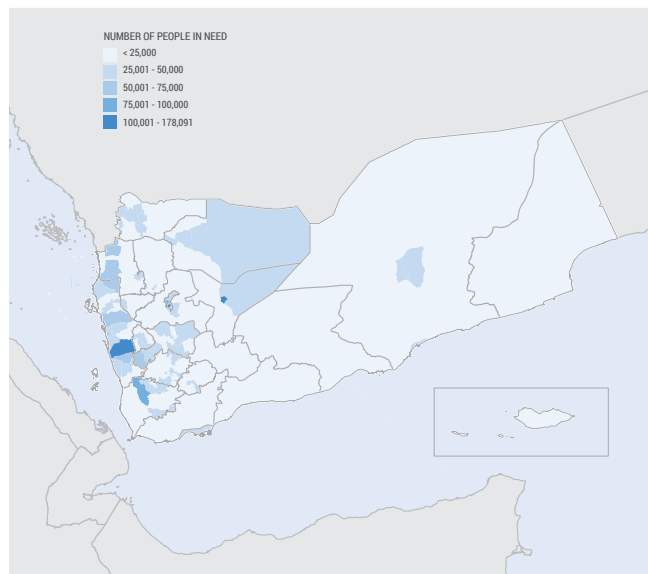
#### Severity of needs



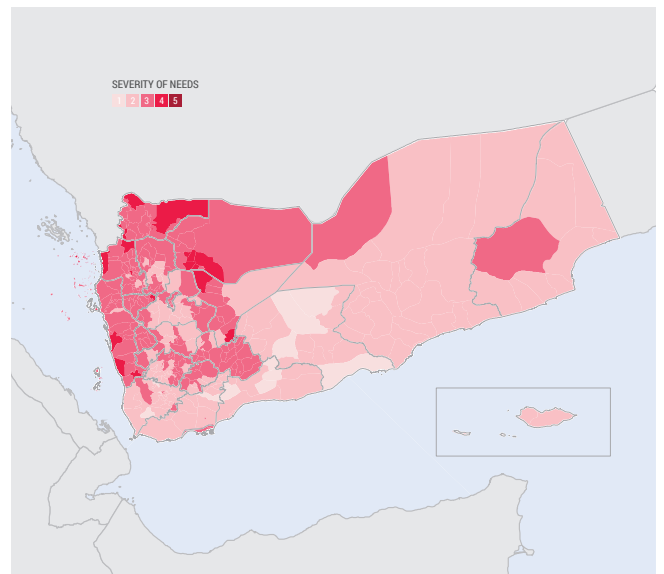
### 3.2 Education

PEOPLE IN NEED	GIRLS & WOMEN	CHILDREN	WITH DISABILITY	IDP CHILDREN
<b>6.2M</b>	<b>47%</b>	<b>97%</b>	<b>10%</b>	<b>20%</b>

#### People in need



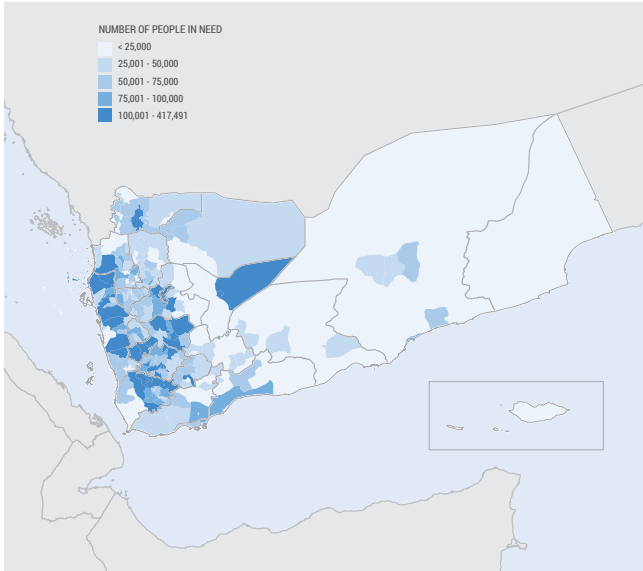
#### Severity of needs



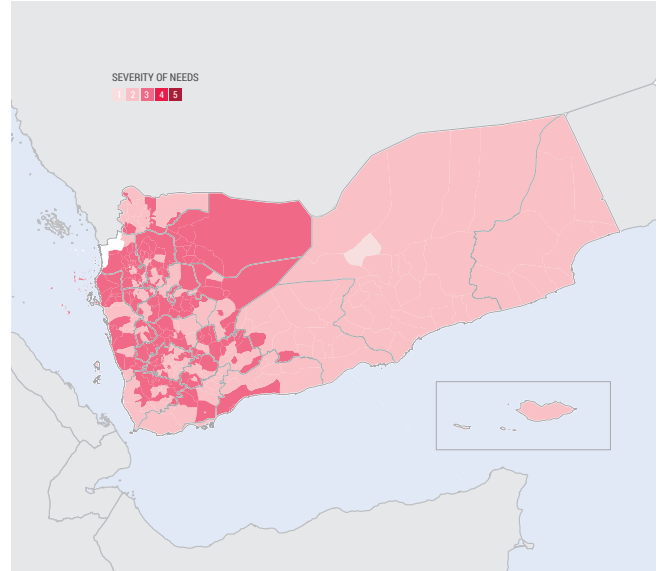
### 3.3 Food Security & Agriculture (FSAC)

PEOPLE IN NEED	WOMEN	CHILDREN	WITH DISABILITY
<b>17.6M</b>	<b>23%</b>	<b>53%</b>	<b>15%</b>

#### People in need



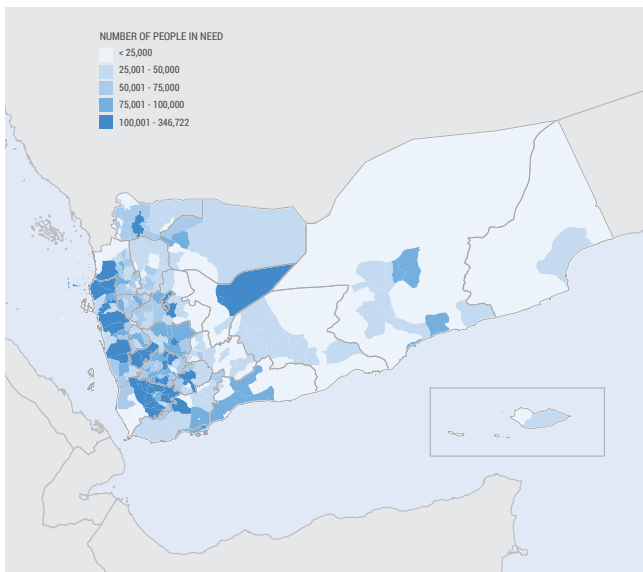
#### Severity of needs



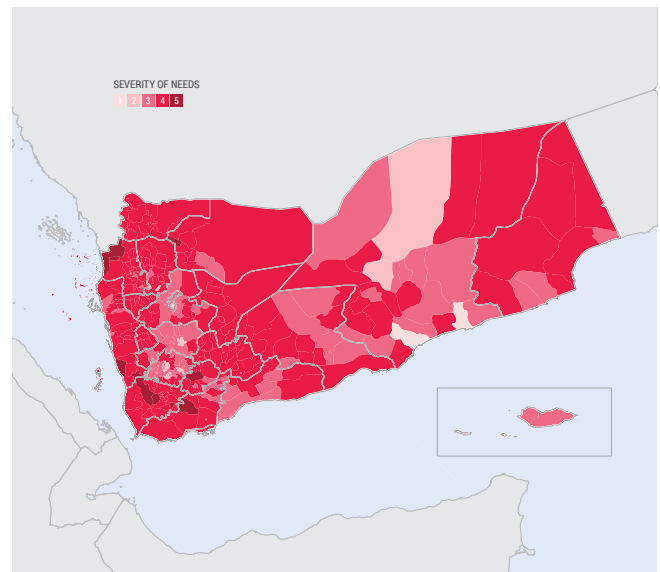
### 3.4 Health

PEOPLE IN NEED	WOMEN	CHILDREN	WITH DISABILITY	IDPS IN NEED	MIGRANTS
<b>17.8M</b>	<b>24%</b>	<b>51%</b>	<b>16%</b>	<b>3.2M</b>	<b>90k</b>

#### People in need



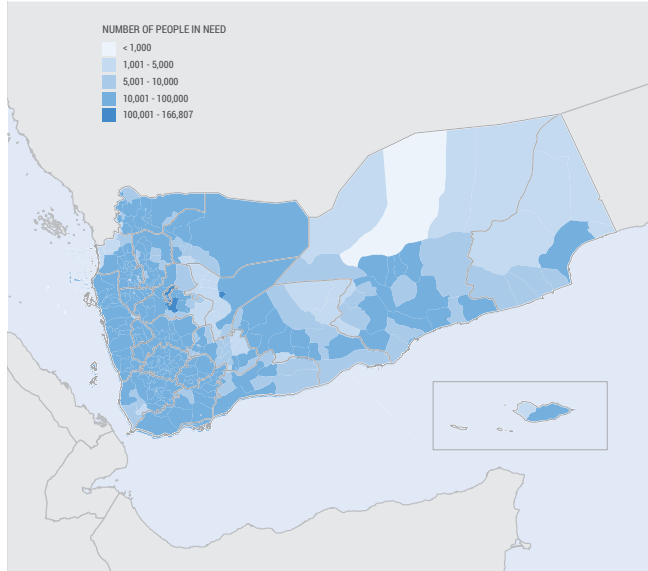
#### Severity of needs



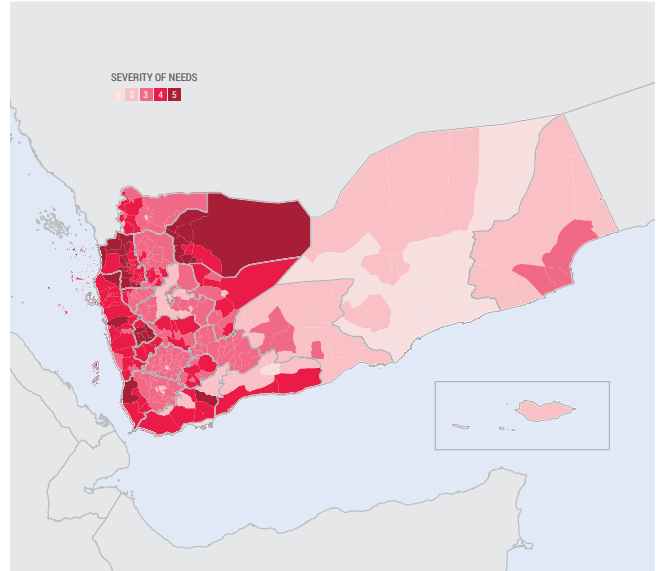
### 3.5 Nutrition

PEOPLE IN NEED	WOMEN	CHILDREN	WITH DISABILITY
<b>7.7M</b>	<b>35%</b>	<b>65%</b>	<b>10%</b>

#### People in need



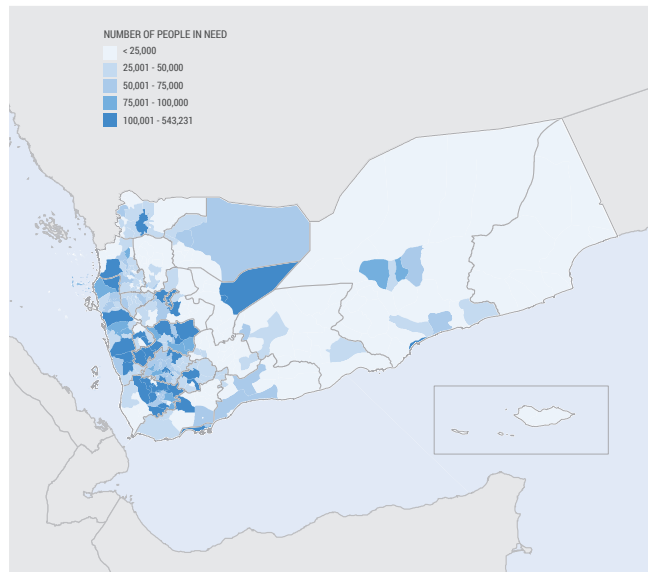
#### Severity of needs



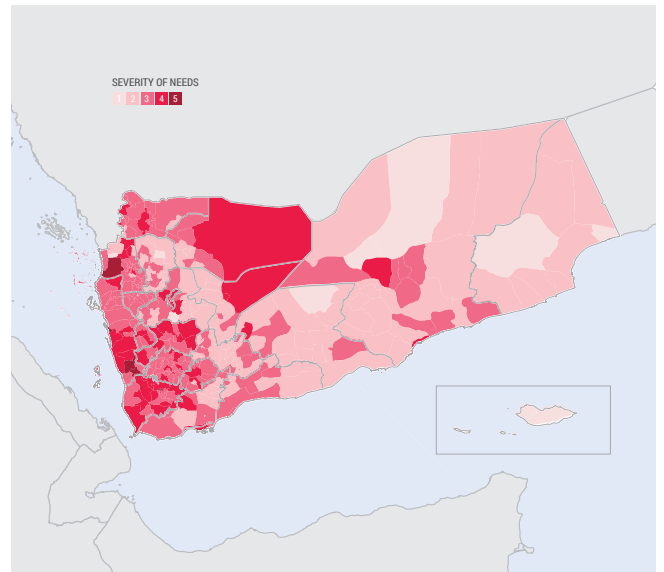
### 3.6 Protection

PEOPLE IN NEED	WOMEN	GIRLS	MEN	BOYS	WITH DISABILITY
<b>16.4M</b>	<b>24%</b>	<b>25%</b>	<b>24%</b>	<b>26%</b>	<b>15%</b>

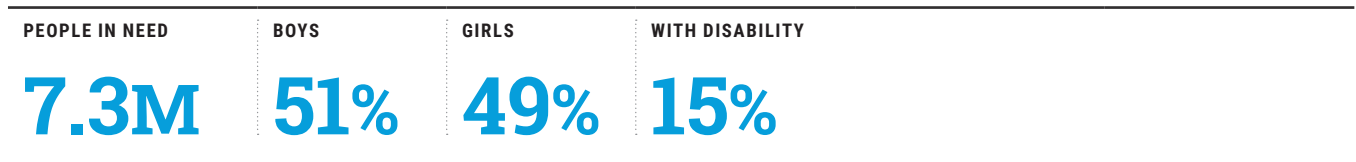
#### People in need



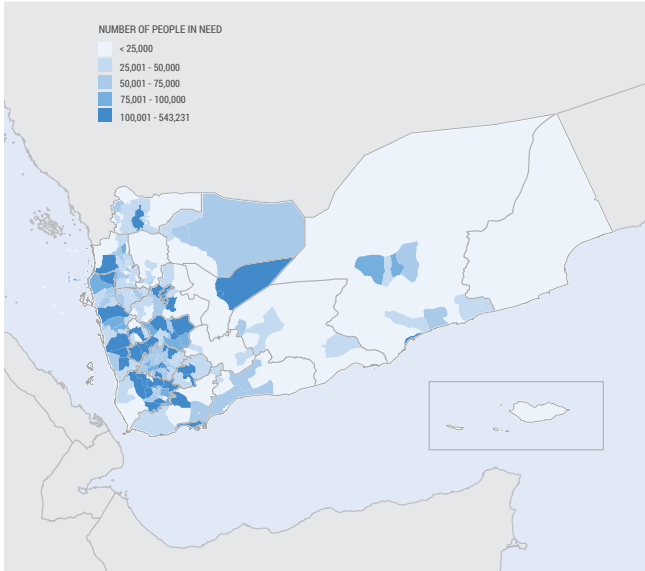
#### Severity of needs



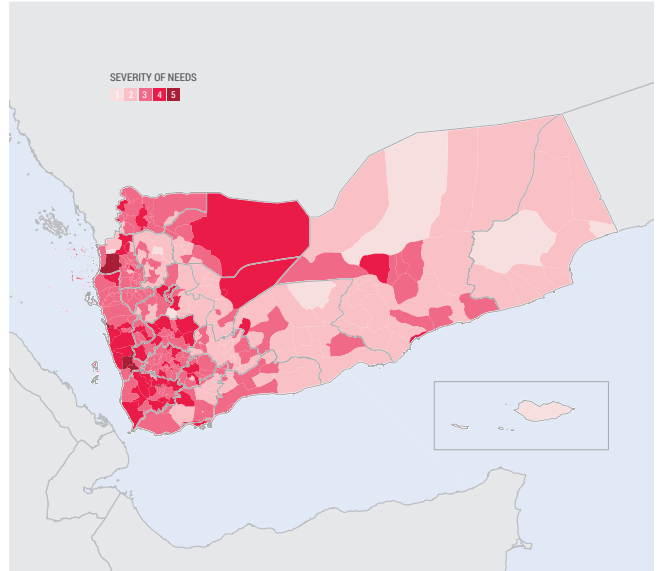
### 3.6.1 Child Protection (CP)



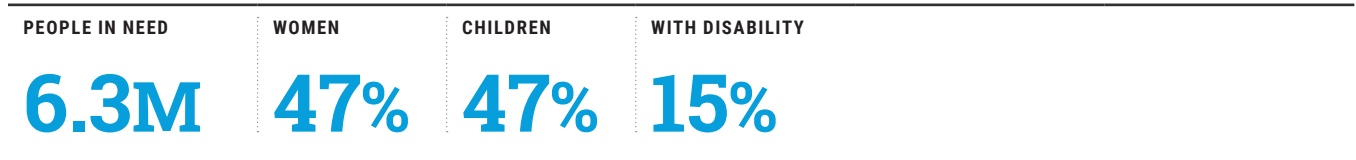
People in need



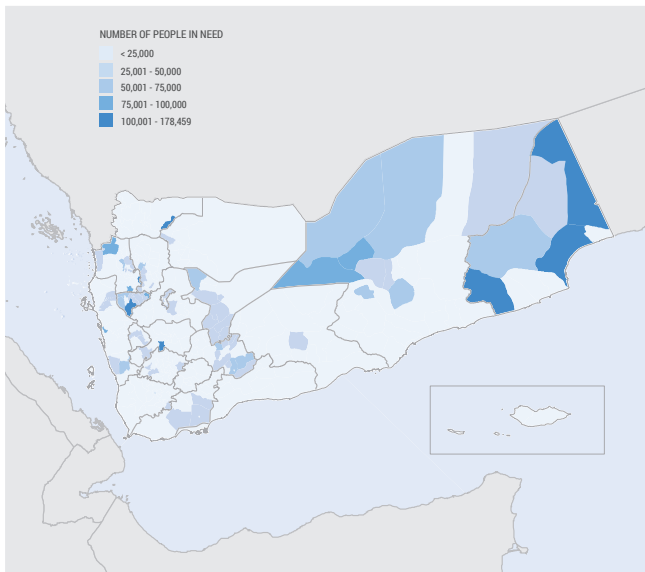
Severity of needs



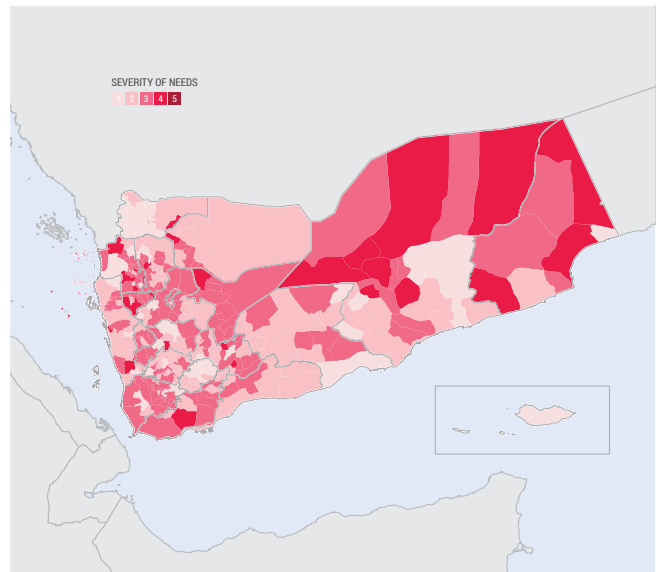
### 3.6.2 Gender Based Violence (GBV)



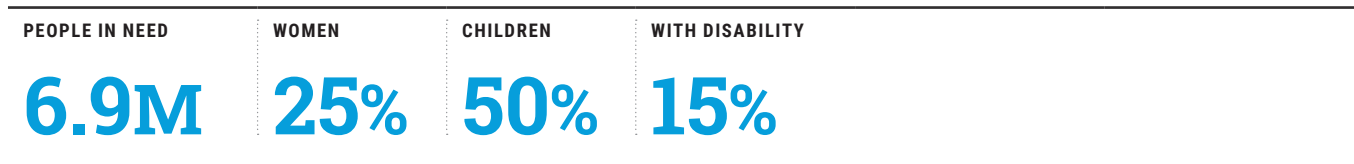
People in need



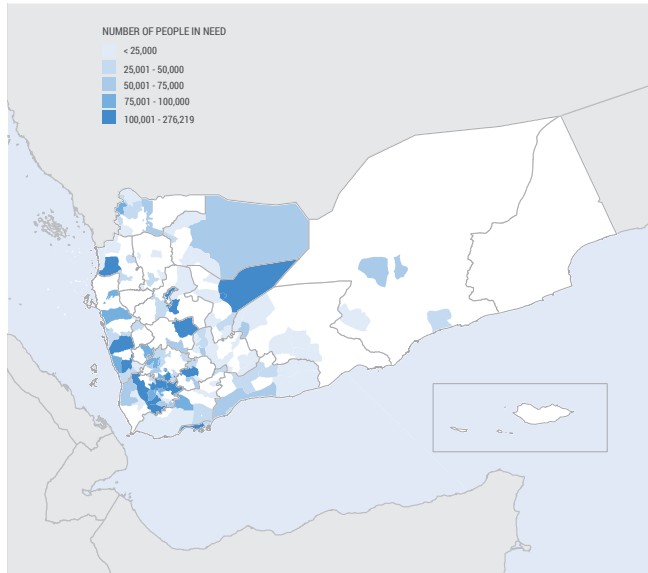
Severity of needs



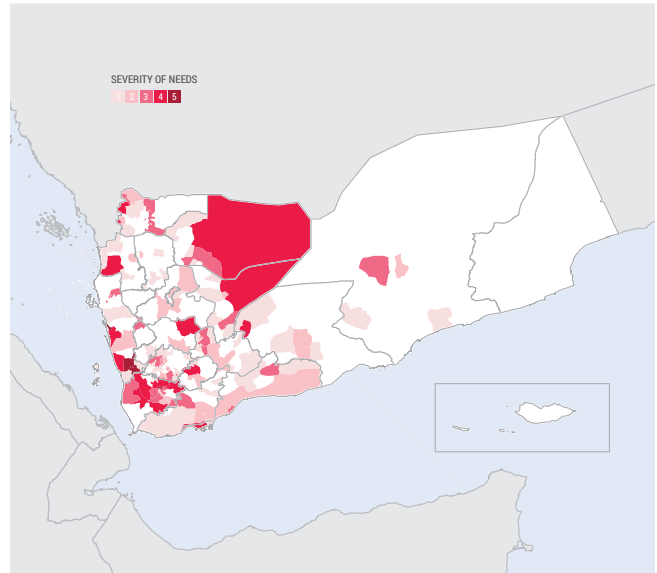
### 3.6.3 Mine Action



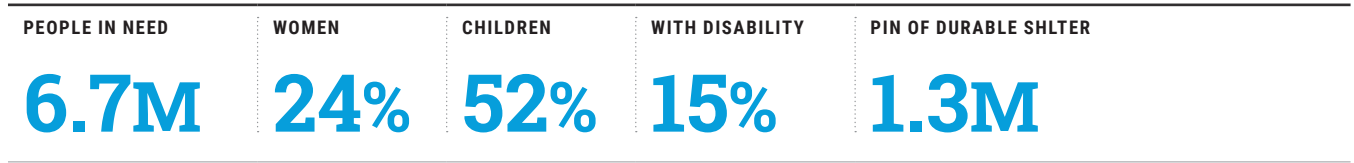
People in need



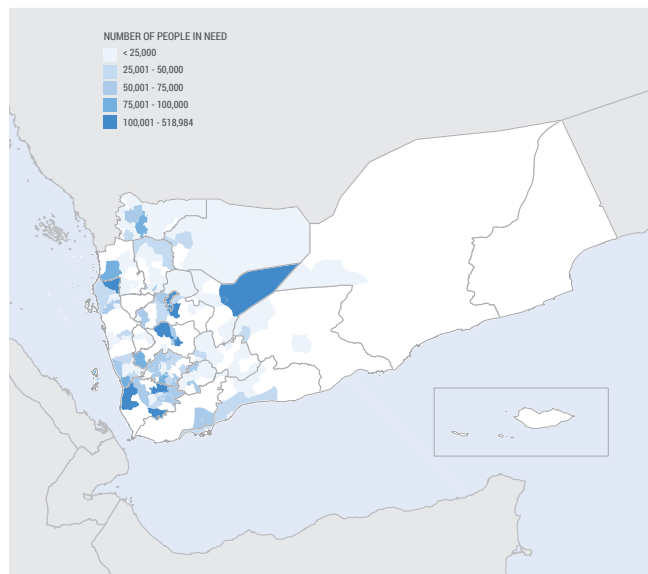
Severity of needs



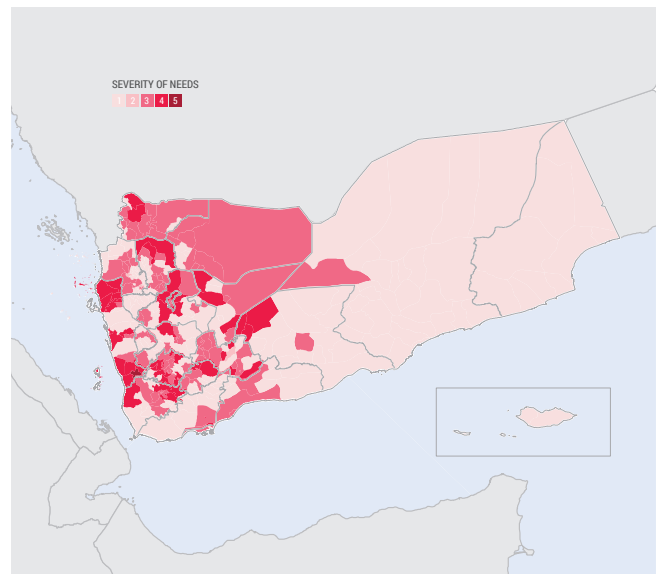
### 3.7 Shelter and Non-Food Items (NFIs)



People in need



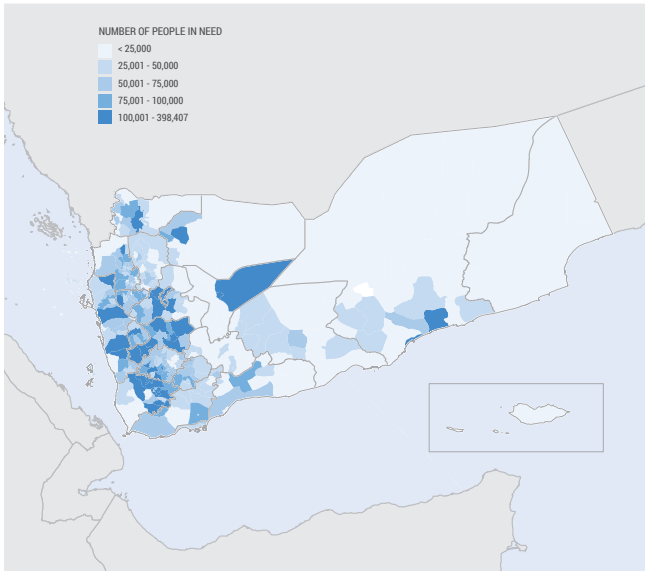
Severity of needs



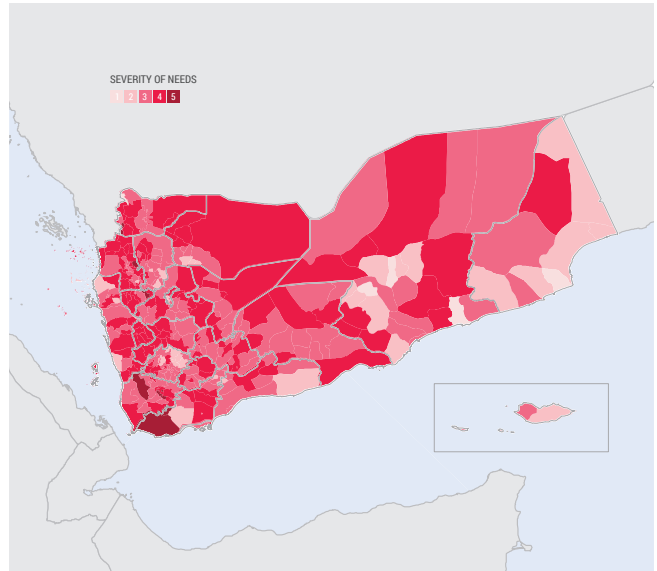
### 3.8 Water, Hygiene and Sanitation (WASH)

PEOPLE IN NEED	WOMEN	CHILDREN	WITH DISABILITY	IDPS	NON-IDPS
<b>17.4M</b>	<b>24%</b>	<b>51%</b>	<b>15%</b>	<b>1.9M</b>	<b>15.5M</b>

People in need



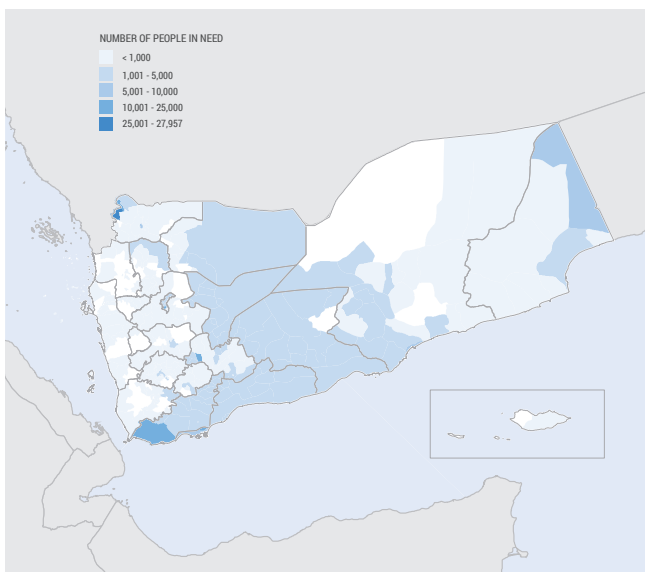
Severity of needs



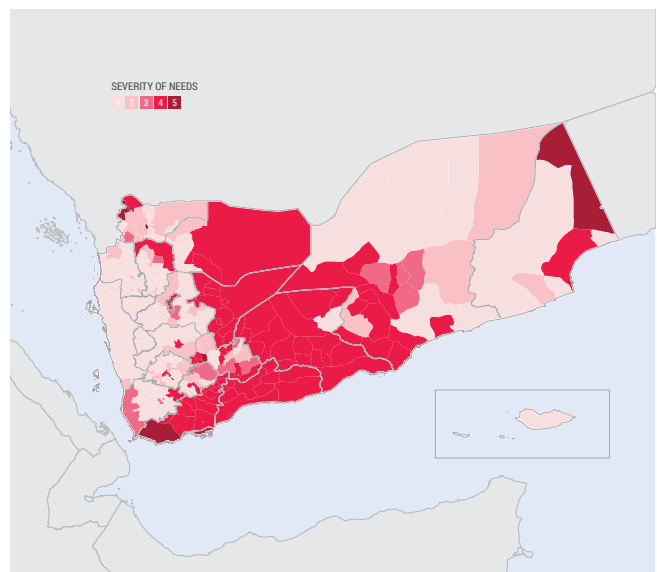
### 3.9 Refugees and Migrants Multi-Sector (RMMS)

PEOPLE IN NEED	WOMEN	CHILDREN	WITH DISABILITY
<b>380k</b>	<b>14%</b>	<b>21%</b>	<b>15%</b>

People in need



Severity of needs



# 3.1 Camp Coordination and Camp Management (CCCM)



## Overview / Key Trends

In 2024, approximately 1.8 million people residing in and around IDP sites require CCCM support, reflecting a 5 per cent decrease from 2023. Where verification details were available, partners and key informants attributed the decline largely to insecurity and lack of services, while reporting of returns largely remained anecdotal.<sup>110</sup> Among them, 1.5 million people live in 2,382 sites.<sup>111</sup> This means 4.5 per cent of Yemen’s population is enduring extremely harsh conditions without viable alternatives.

Reduced funding has strained partner capacities, jeopardising monitoring, improvements and progress toward solutions for site populations.

Consistent limitations in access to vital services, including protection, water, food, and healthcare,<sup>112</sup> have further eroded people's coping abilities.

## CAMP RISKS (BASED ON 575 INCIDENTS REPORTED IN 2023)

TYPE OF INCIDENT	
Flooding/Heavy rain	56%
Fire	27%
Eviction threat	12%
Strong Wind/Storm/sandstorm	5%
Other Natural disaster	0%

## Analysis of humanitarian needs

The majority of IDP sites are situated in rural areas,<sup>113</sup> with 83 per cent of the IDP population residing in Al-Hodeidah, Hajjah, Marib, Ta’iz, and Al-Jawf.<sup>114</sup> Monitoring and consultations with communities reveal that children are compelled to forgo education in order to support their families, with more girls than boys deprived of primary education.<sup>115</sup> Women lack gender-specific facilities in 70 per cent of monitored sites.<sup>116</sup> Older persons encounter difficulties accessing specialized services. Persons with disabilities, especially persons with visual, hearing, and mobility impairments, confront numerous challenges in accessing specialized services. These vulnerabilities are exacerbated by insecurity, economic crisis, overcrowding, climate-related adversities, and disrupted services.

Around 14 per cent of sites have written occupancy agreements. Eviction threats persist, affecting at least 9,114 individuals in managed sites in 2023, including some residents with agreements.<sup>117</sup> The CCCM cluster was able to identify the drivers for 37 per cent of all reported site eviction threats in 2023; 71 per cent of reported drivers were attributed to landowners or authorities seeking to use their properties, among which around half involved private landowners requesting rent or aid from IDPs in exchange for prolonging their stay. Tensions with the host community accounted for 7 per cent of reported eviction drivers, while disputes over land ownership made up 3 per cent. In another survey, 54 per cent of Muhamasheen respondents facing land issues felt discriminated against.<sup>118</sup>





#### MARIB, YEMEN

Needs remain high in displacement camps in Marib.  
Solidarites International/Abdullah Al-Jaradi

### Projection of needs

Extreme weather will have a disproportionate impact on the displaced people in sites. Scaling up flood and fire mitigation is necessary to safeguard lives and humanitarian assets.

In 2023, monitoring indicated minimal changes in displaced people's well-being and ability to meet basic needs.<sup>119</sup> With limited access to services and livelihood,

site residents will struggle to afford essentials and make longer-term investments in their children's education in 2024.

To support transition to durable solutions, CCCM partners will need to inform solutions planning, support community-led projects, build local capacities, and monitor progress towards an environment for durable solutions.

### PROJECTED NEEDS (2024)

THOUSANDS OF PEOPLE (K)

	PEOPLE IN NEED	ASSOCIATED FACTORS	MOST VULNERABLE GROUPS
Mar - Aug 2024	204k	Heavy rainfall and windstorms	IDPs in spontaneous settlements
2024	18.7k	Eviction	IDPs in spontaneous settlements and collective centers
2024	31k	Fire	Women, children, older persons, and persons with disabilities

## 3.2 Education



### Overview / Key Trends

Approximately 6.2 million children and teachers are in need of assistance in 2024, a 28 per cent decrease from 2023. The UN-brokered truce has significantly contributed to limiting exacerbation of needs.

Nevertheless, long years into the conflict coupled with the economic decline, natural disasters and fragmented education system have continued to be the main drivers of people's needs.

Currently, over 4.5 million Yemeni children of school age (5 to 17 years) do not attend schools.<sup>120</sup> Also, 1.3 million children are displaced<sup>121</sup> and are forced to cope with overcrowded classrooms and overburdened and unequipped teachers. This adds to the existing vulnerabilities of 600,426 children with disabilities who already suffer from a lack of trained teachers, adapted learning/teaching materials, and physical accessibility of school and WASH infrastructure.

Surveyed parents during the MCLA reported several barriers to providing their children with quality education, including the inability to afford the cost of education (90 per cent) and transportation (66 per cent). A similar proportion (66 per cent) reported that their children were working to support their families, either through child labour or the engagement of children in household chores. Female-headed households are generally more likely to engage in negative coping strategies, with child marriage being slightly more prevalent in female-headed households.<sup>122</sup>

### Analysis of humanitarian needs

The school age population in Yemen (5 to 17 years old) represents nearly 33 per cent of the overall population. Two-thirds of school-aged children live in areas that are hard-to-reach due to conflict or other impediments.

Enrolment records show that only 61 per cent of school-aged children are in schools.<sup>123</sup>

The quality of learning is negatively affected by nearly 193,668 teachers not receiving salaries or any incentives during 2023, overcrowded classrooms, lack of teacher training, lack of teaching/learning materials, and attacks on education institutions,<sup>124</sup> which have caused teachers to leave the teaching profession and resulted in interrupted learning for students and subsequently reduced retention at schools.<sup>125</sup>

### Projection of needs

In addition to the aforementioned needs, more is needed to ensure learning facilities are providing what children in Yemen require most: a safe and protective environment. As of October 2023, 2,426 schools have been either partially or fully damaged or not functional because they are used for shelter or other non-educational purposes.<sup>126</sup>

People in Need were identified as 6,159,222 children and teachers (2,884,729 girls & women) and has been calculated from summing up data on enrolled IDP Children, enrolled children with disabilities, children not attending school, and teachers not receiving incentives/ salaries during 2023-2024. Any further deterioration of the economic situation or eruption of fighting and displacement would significantly increase the people in need. Due to multiple shocks during the last 9 years, the community resilience and capacity to cope have reduced significantly. Hence negative impact on attending schools and increased exploitation of children are expected if response is not scaled up.



#### TA'IZ, YEMEN

Yemeni children study under a tree outside Al-Iman School, the only school in Bani Molik Village. Jabal Habashi District, Ta'iz Governorate.

Photo: CARE Yemen/Sarah Rasheed

## PROJECTED NEEDS (2024)

THOUSANDS OF PEOPLE (k)

	PEOPLE IN NEED	ASSOCIATED FACTORS	MOST VULNERABLE GROUPS
Jan 2024	<b>4.46k</b>	Exploitation, violence, and early marriage	Children not attending school
Jan 2024	<b>0.6k</b>	Lack of physical accessibility of school and WASH infrastructure	Children with disability
Jan 2024	<b>0.19k</b>	No governmental Incentives/ Salaries	Teachers
Jan 2024	<b>1.25k</b>	Internal displacement (girls 47%)	IDP Children

## 3.3 Food Security & Agriculture (FSAC)



### Overview / Key Trends

The protracted nature of the food crisis in Yemen is characterized by interlocking vulnerabilities and compounding factors including conflict, displacement of populations, economic instability, currency fluctuations, rising food prices, climate change hazards and sub-optimal access to basic services. An estimated 17.6 million people in Yemen (52 per cent of the total population) are likely to be severely food insecure (IPC phase 3 and above) in 2024, with 6 million expected to experience emergency levels of food insecurity (Phase 4). The highest proportions of population in emergency and crisis phases are expected to be in Al Hodeidah, Dhamar, Hajjah, Marib, Sana'a, Sa'dah, and Ta'iz Governorates. The overall food security situation is projected to be similar to 2023 owing to the prevalent drivers of food insecurity in the country amidst risk of escalating regional conflicts, severe funding constrains and operational challenges in the humanitarian food assistance. This calls for the need for more robust targeting approach for the collective food security response with succinct linkages with social protection interventions in order to reach the most vulnerable people with an impactful package of assistance.

### Analysis of humanitarian needs

Yemen imports 90 to 95 per cent of its wheat and 100 per cent of rice requirements from abroad. Wheat flour is the staple food for most households in Yemen; sorghum and rice are most often consumed as substitutes. The country's dependence on imported fuel and food to meet local demand exposes its citizens to changes in international market dynamics, including price hikes and supply disruptions.<sup>127</sup> The latest evidence published in September 2023 by WFP shows that fuel supply has significantly improved since the signing of the truce agreement despite

recent price increases in response to global crude oil spike. Fuel prices are expected to gradually increase in Government of Yemen (GoY)-controlled areas linked to projected currency depreciation, continuation of the Ukraine-Russia conflict and continued scale-down of oil production by the Kingdom of Saudi Arabia and its partners. Amidst a 12 per cent decline in the global food prices in August 2023 compared to a similar period in the previous year, the prices of essential food commodities in Yemen's markets showed significant fluctuations in AA-controlled areas and minimal fluctuations in GoY-controlled areas. For instance, the cost of the minimum food basket (MFB) witnessed only a 5 per cent annual decline in GoY-controlled areas in contrast to a 21 per cent decline in AA-controlled areas.<sup>128</sup> The fluctuation in global food prices does not necessarily translate to improved purchasing power among Yemenis, given the country's socioeconomic fragility and public sector salary freeze, which has exacerbated poverty and unemployment. For example, in September 2023, 75 per cent of households resorted to severe livelihood coping strategies (crisis and emergency)<sup>129</sup> that included the selling of household assets as one of the options to meet basic needs. The prevailing inadequate access to food and consumption of sub-optimal diets among poor households will likely worsen the existing higher-than-average food consumption gaps.

About 70 per cent of Yemenis live in rural areas and could depend on agriculture as a critical source of food and income.<sup>130</sup> However, the agriculture sector in Yemen has been affected by climatic shocks, pests, and high cost of farm inputs all contributing to reduced crop yields. Desertification caused by drought has resulted in a yearly loss of three to five per cent of arable land. Moreover, water scarcity remains the biggest obstacle to improving agricultural productivity in Yemen, and the depletion of water resources



#### AMRAN, YEMEN

Mohammed three years old, has been suffering from malnutrition for two years. Mohammed, his two siblings and parents share their sole meal for the day, which consists of yogurt and bread. Sometimes they resort to eating tree leaves to satisfy their hunger. Amran Governorate. CARE Yemen/Khalid Al-Ashmori.

could lead to a 40 per cent reduction in agricultural productivity. Floods have also led to displacement, soil erosion and loss of agricultural land, decreasing cropland. Between July and September 2023, 1,089 households experienced displacement at least once. Since the beginning of April 2022, the number of tracked new instances of displacement showed a declining trend, most likely linked to the truce that lasted formally until October 2022. However, the number began to rise in the first quarter of 2023 due to the renewed conflict in Harib (Marib) and heavy rains and floods in Shabwah governorate.<sup>131</sup> The impact of climate change on Yemen agriculture is not expected to improve over the year, especially with anticipated more intense rainfall and longer droughts indicated by early warning systems.<sup>132</sup> The country is also a breeding ground for desert locusts that cause catastrophic damage to pasture and crops, further

negatively affecting the agriculture sector in and beyond Yemen.

Shocks and crises tend to impact men and women differently because of their different access to and control over assets, resources, entitlements, and opportunities. Even though women in rural areas reported to be working more alongside their husbands, they were more likely to report a depletion of resources like land, livestock and other agriculture related assets. Limited participation of women in community structures combined with strict movement restrictions due to cultural norms and limited financial means excluded many of them from access to information during crisis time in Yemen. Crises and conflicts also tend to reinforce gender inequalities and exacerbate existing barriers and discriminatory practices. Regardless of gender, locality, residency status, and physical ability, the harmful practices like

child marriage, dropout from school and domestic violence have increased as a result of the conflict and economic decline. The main source of protection is community leaders and support from a family member irrespective of sex, location, and status. Community leaders and family are the first source of help for women in rural areas. IDPs were also more likely than host communities to experience the impacts on income and livelihood opportunities shortage.<sup>133</sup>

### Projection of Needs

Approximately 17.6 million people are expected to be food insecure throughout the year, with seasonal variations expected across the months. Fuel costs, freight and customs duties are expected to gradually increase, linked to projected further currency depreciation, continuation of the Ukraine-Russia conflict and continued scale-down of oil production by the Kingdom of Saudi Arabia and its partners. Thus, staple food prices, particularly in GoY-controlled areas, are expected to marginally increase and remain above last year's levels despite the decline in global food prices. Low livelihood and income opportunities are expected to persist; real income from casual labour (farm and off-farm) will likely remain below last year and pre-truce and non-frontline areas levels because of the economic crisis and a challenged agriculture sector. This will result in continued reliance on adoption of negative coping strategies such as child labour, child marriage, child school drop-outs, particularly among female headed households, exposed to continued economic shocks and loss of sources of livelihoods and income.

The occurrence of the highest food insecurity levels is expected to vary across different livelihood zones. The peak food insecurity levels are expected in the months of August to October in the lowlands and March to May in the highlands, characterized by the occurrence of lean season. Marginal gains in food security are expected from October to January which is the main season for cereal harvest and April to May in some locations for spring cereal harvest. Harvesting season is likely to create some casual/temporary labour opportunities in a few localized agricultural areas, contributing to needed income and food to support

household consumption. However, poor households will quickly exhaust these resources and will overall be unable to fully compensate for the loss of assistance via market purchases due to highly limited opportunities to earn income. Additionally, as Yemen is a heavy food import dependent country, own crop production contributes little to the total households' food needs in Yemen, and poor households face high competition for available labor opportunities amidst limited livelihood options.<sup>134</sup> The occurrence of floods (March to May and July to September) and the desert locusts' upsurge (peak September and October) are also likely to cause displacement and destroy agricultural lands and harvest.<sup>135</sup>

The FSAC response was under-funded throughout 2023, as of the last quarter of 2023, key FSAC partners' needs-based plans are less than 15 per cent funded through the first quarter of 2024. Consequently, FSAC partners have been forced to provide reduced ration equivalent to only 40 per cent of the standard food basket providing 2,100KCAL per person per day, every other two months instead of monthly. Further cuts in assistance could impact significant proportion of the assisted population and erode the gains made in improving the food security situation. Given the climatic shocks, poor macro-economic conditions, above-average food prices and irregular humanitarian food assistance amidst a challenging operational environment, millions of households will likely continue to face food consumption gaps and experience crisis (IPC Phase 3) or worse food security outcomes throughout the year.<sup>136</sup> Of particular concern are internally displaced households, Muhamasheen, returnees, women headed households, households dependent on only one main income source, and the poorest households owing to expectations for further economic deterioration and reductions in income-earning opportunities.

## 3.4 Health



### Overview / Key Trends

In 2024, approximately 17.8 million individuals in Yemen will require health assistance, including 3.2 million IDPs. This represents a 12 per cent decrease compared to 2023, likely due to revised vulnerability criteria. The most vulnerable groups include IDPs, children, women, the elderly, individuals with disabilities and mental health conditions, marginalized communities, and those affected by conflict-related injuries. A total of 24 per cent of people in need are women, who require access to various medical and reproductive healthcare services, including 4 per cent pregnant women in need of emergency obstetric care. Additionally, 50 per cent of the people in need are children requiring various levels of health support. Of the 333 districts, 71 per cent have severe and extreme health needs. The economic crisis jeopardizes the continuity of care for individuals with chronic health conditions. Additionally, there is a rising trend of measles, polio, and dengue infections. Furthermore, the UN Refugee agency (UNHCR) documented 90,000 migrants who arrived in Yemen in 2023, many of whom will require health support in 2024.<sup>137</sup>

### Analysis of humanitarian needs

Yemen has the double burden of disease and armed conflict. In the absence of reliable data on conflict-related people with disabilities (PWD) in Yemen, 15 per cent of the population are PWDs as per global WHO standard estimates will require rehabilitative assistance. 5.5 million women of reproductive age,<sup>138</sup> including pregnant and lactating women, especially in rural and frontline districts, have challenges accessing reproductive health services. This is due to the non-availability of specialized female doctors and nurses, insufficient essential medical supplies, and limited access to services, including as a result of cultural barriers.

Health care workers remaining in the public sector following conflict-related “brain drain” out of the country and to the private sector are not receiving adequate remuneration for their services. These healthcare workers were supported through health care incentives intended to prevent the collapse of healthcare systems during the height of the war. With significant reductions in incentives since January 2023, many health care workers, especially specialised professionals and critical female health workers, are withdrawing from remote, frontline districts and hard to reach/rural districts. Many governorates such as Marib, Ta’iz, Sa’dah, Hajjah and Al Hodeidah do not have enough native healthcare workers and depend on healthcare workers coming from other governorates. This has made their availability difficult, especially of the female doctors and nurses, after the reduction in incentives. Restrictions on the movement of female aid workers across governorates has further compounded the availability of female health workers in areas of AA-control. Yemen is currently experiencing multiple ongoing outbreaks of vaccine preventable disease—measles, polio, pertussis, and diphtheria—with a high number of unvaccinated children (0 dose), reaching 28 per cent.<sup>139</sup> By the end of November 2023, over 3,000 cases of cholera/AWD have been reported, with over 12 associated deaths. The recent cholera outbreak that started in October 2023 is impacting 14 governorates at the time of writing.

While the funding and human resources required for effective country-wide vaccination campaigns were in place in Yemen across 2023, effective control of the outbreaks of vaccine preventable diseases was impeded by organized anti-vaccination misinformation campaigns, lack of permissions to carry out mobile community-based vaccination campaigns and lack of permissions for the movement of female health care workers in AA-controlled areas.



**HAJJAH, YEMEN**

A displaced mother and her baby living in harsh conditions under a stadium in Hawrah IDP Site for Al-Muhamasheen. She has no lighting, neither from natural nor electric sources. Hajjah City.  
Photo: OCHA Yemen/Anastasia Gorbatova

Dengue and malaria are on the rise, as evident from the epidemiologic trends. Only 55 per cent of health facilities are operational,<sup>140</sup> and there is a continuing need for a reliable supply chain of medicines, equipment, fuel, water, oxygen and other medical supplies as well as logistical support. Damaged and closed facilities require repair and rehabilitation to restore functionality. The deteriorating economy has led to increased prices of fuel, transportation, food, medication, and healthcare, forcing vulnerable populations to compromise on their health needs that result in poor health outcomes.

**Projection of needs**

In 2024, the combination of economic catastrophe and climate change-induced disasters will further worsen factors that contribute to health vulnerability, such as food insecurity, malnutrition, inadequate water and sanitation, and overcrowded living conditions, particularly impacting the well-being of vulnerable populations<sup>141</sup> such as women, children, the elderly, people with disabilities, and IDPs. Limited availability and difficult access to healthcare services will lead to obstetric complications for women and life-threatening conditions for newborns. Low vaccination coverage and vaccine hesitancy will leave children susceptible to outbreaks of preventable diseases. The prevalence of communicable diseases such as dengue, malaria and cholera will persist and exacerbate due to climate change-related proliferation of disease-carrying vectors and waterborne pathogens, posing threats to the lives of the vulnerable, ultimately increasing illness and death rates.

**PROJECTED NEEDS (2024)**

MILLIONS OF PEOPLE (M)

	PEOPLE IN NEED	ASSOCIATED FACTORS	MOST VULNERABLE GROUPS
2024	10.5M	Poor health determinants, Conflict & natural disasters	Poor Men ,Women, Children, Elderly, PWDs, Migrants, Marginalized people
2024	4M	Epidemics of communicable diseases	Malnourished and unvaccinated children, Women, IDPs , Migrants
2024	3.3M	Internal displacement	IDPs in IDP sites/Host community



## 3.5 Nutrition



### Overview / Key Trends

Yemen's children remain one of the most vulnerable groups that have been disproportionately affected by the protracted crisis and approximately 5.0 million children under five and 2.7 million pregnant and lactating women (PLW) are in need of life-saving humanitarian integrated nutrition interventions in 2024.

An estimated 2.4 million Yemen children are wasted and are in need of timely, quality treatment for acute malnutrition. Similarly, 2.1 million children under five are stunted and at risk of losing their future due diminished educational performance and reduced productivity in adulthood. Sustained early interventions through scaled up integrated nutrition responses especially during the first 1000 days window of opportunity will be crucial to mitigate the impact of stunting.

Furthermore, it is projected that 0.67 million PLWs are in urgent need of life-saving integrated nutrition services to prevent and treat acute malnutrition as well as anemia.

### Analysis of humanitarian needs

Malnutrition among mothers and children remains a major public health humanitarian crisis in Yemen. In 2024, an estimated 0.54 million children under five are in need of quality lifesaving treatment for severe wasting including 54,000 children with severe acute malnutrition with medical complications. Furthermore approximately 1.8 million children are in urgent need of life saving treatment for moderate wasting. Timely and effective treatment will reduce risk of mortality and lead to better long term physical and cognitive development of the affected children.

An estimated 7 million children and PLWs are living in areas affected by acute food insecurity. The prevalence of the optimal feeding and caring practices continue to be low among PLWs, including insufficient access of mothers and children to healthy, sufficient and diverse diets.

Out of the total children and PLWs in need of humanitarian nutrition response, around 2.6 million are showing very severe needs in 112 districts in 13 governorates. The overall malnutrition problem in Yemen is shown to have been exacerbated by high poverty levels, food insecurity, sub optimal child feeding and caring practices, high child disease burden mainly due to measles and diarrhea—as well as poor access to basic services

### Projection of needs

The nutrition problems among mothers and children are not expected to improve during 2024 without scaling up integrated nutrition curative and preventive responses focusing on high severity governorates. This includes prevention of measles and diarrhea, increasing access of mothers and children to basic social services and scaling up food-based and non-food-based malnutrition prevention interventions. Without addressing poverty and access to sufficient and nutritious food through social protection and behavioral change communication to improve nutrition outcomes, malnutrition is expected to continue to increase across Yemen during the year 2024..



**ADEN, YEMEN**

A child with severe acute malnutrition with medical complications at the Therapeutic Feeding Centre in Al-Sadaqah Hospital in Aden. Photo: WHO/Nesma Khan

**PROJECTED NEEDS (2024)**

*MILLION OF PEOPLE (M)*

	PEOPLE IN NEED	ASSOCIATED FACTORS	MOST VULNERABLE GROUPS
Jan 2024	<b>7.7M</b>	Food insecurity, outbreaks, poverty and poor feeding and caring practices	CU5 and PLWs
Jun 2024	<b>8M</b>	Food insecurity, outbreaks, poverty and poor feeding and caring practices	CU5 and PLWs
Dec 2024	<b>8.2M</b>	Food insecurity, outbreaks, poverty and poor feeding and caring practices	CU5 and PLWs

## 3.6 Protection



### Overview / Key Trends

More than 16 million people are in need of protection assistance in 2024, a 9 per cent decrease in comparison to 2023. This is due to a notable decrease in the number of new IDPs by 16 per cent in 2023 in comparison to 2022, the positive impact of the truce-like situation, demonstrated through a marked drop in civilian casualties, reduced attacks on schools and hospitals, complete halt of airstrikes in 2023 as well as fewer reports of farms being impacted by armed violence this year.<sup>142</sup>

Notwithstanding positive trends in 2023, generalised violence and armed conflict continue to drive protracted displacement in Yemen. Violations of international humanitarian and human rights law (IHL and IHRL) continued, including child recruitment, GBV, damage to civilian properties and infrastructure, limited access to civil documentation; HLP related challenges including evictions, and limitations to freedom of movement, peaceful assembly and association. Over half (88) of this year's frontline casualties have been reported in Ta'iz, followed by 21 in Al Hodeidah.<sup>143</sup> Additionally, breakdown of law and order, continuation of violence along the Sa'dah border, unexploded explosive ordnance (UXO) and landmines contamination continue to drive civilian casualties and displacement in the country.<sup>144</sup>

### GENERAL PROTECTION

#### Analysis of humanitarian needs

General Protection risks and needs spread across all 331 districts. In 2024, 46 districts fall under severity four, while 6 districts fall under severity five. This is a decrease of 16 per cent and 45 per cent, respectively, in comparison to 2022.

Limited protection services in 207 districts, high concentration of the IDP population in 133 districts, a considerable number of damaged shelter and housing recorded in 72 districts, a high number of protection referrals indicating prevalence of protection risks combined with limited access to civil documentation and an increasing trend of evictions are some of the most critical protection risks impacting the most vulnerable in 2023. Increasingly, populations on the move are vulnerable to the exploitative practices of smugglers and traffickers including extortion and are often casualties of conflict and excessive border enforcement measures.

The percentage of evictions increased by ten per cent in 2023 over 2022,<sup>145</sup> while limited access to civil documentation impacts 9 per cent of the displaced population access to protection and other sectoral services.

Social tensions and conflicts over available financial resources, accommodation and livelihood opportunities are reported in areas with high numbers of IDPs. Assessments indicate that psychosocial needs are significant, with trauma, stress and anxiety identified as commonly reported protection issues affecting displaced and returnee communities.<sup>146</sup>

Amongst the most vulnerable include: IDPs at risk of evictions; individuals who lack access to civil documentation; female and child-headed households; unaccompanied, separated and displaced children;<sup>147</sup> people living with disabilities; minority groups, including Muhamasheen;<sup>148</sup> individuals in need of legal assistance to access housing, land and property (HLP) and other basic rights;<sup>149</sup> older people without family support; and refugees, asylum seekers and migrants.<sup>150</sup>

## AOR1: CHILD PROTECTION

PEOPLE IN NEED

# 7.3M

### Analysis of humanitarian needs

Serious child protection risks<sup>151</sup> are affecting millions of girls and boys across all 251 districts, with 42 districts<sup>152</sup> exhibiting particularly severe situations for children. In 2022 and 2023, grave violations against children remained a major concern.<sup>153</sup> By September 2023, the UN verified 349 grave violations affecting girls and boys in Yemen.

Due to several hardships,<sup>154</sup> Some caregivers struggle to provide consistent, responsive care for their children and have been forced to engage in negative coping mechanisms, thereby worsening already risky and harmful situations for children.<sup>155</sup> In 2023 alone, child protection case management agencies working in 246 districts supported 17,071 cases.<sup>156</sup> Among the most vulnerable children in Yemen are displaced children, unaccompanied children, children with disabilities, and child-headed households who are often exploited and abused.<sup>157</sup> Child access to free universal birth certificates remains a critical challenge countrywide with a lower percentage of children with birth certificates in rural areas; only 31 per cent of children's births are registered and 16 per cent have a birth certificate,<sup>158</sup> while consequences remain the same for both categories.<sup>159</sup>

Consequently, risks have long-term, harmful impacts on children's physical and cognitive development and mental health.<sup>160</sup>

## AOR2: GENDER BASED VIOLENCE

PEOPLE IN NEED

# 6.3M

### Analysis of humanitarian needs

Gender-based violence has become endemic in Yemen with more than 6.36 million women and girls at heightened risk of its various forms including harmful traditional practices.<sup>161</sup> The protracted conflict, natural disasters, economic collapse, water scarcity, continued food insecurity and loss of safe access to basic services and sources of livelihood have further exacerbated risks, particularly for women and girls<sup>162</sup> to various forms of GBV, including child marriage, trafficking in person, beggary,<sup>163</sup> child labour and sexual exploitation and abuse. 30 per cent of girls in Yemen are married before the age of 18.<sup>164</sup> Rising divorce, temporary marriages,<sup>165</sup> and inflation has left more women and girls and female headed households disproportionately vulnerable. Limited and restricted access to basic services and resources, continues to force women and girls to engage in harmful coping strategies including child marriage, survival sex, and other exploitative and abusive 'relationships', jeopardising their physical, reproductive and mental and safety.

IDPs face greater risks and are in need of protection. Structural and legal obstacles have contributed to the marginalisation and social exclusion of women, especially, female-headed households with serious consequences for their well-being. Displaced women experience increased economic insecurity, have limited access to decent work or employment opportunities – despite expressing a desire to work – and experience challenges accessing aid.

Access to comprehensive GBV services remains insufficient. Less than five per cent of health facilities provide clinical management of rape, and 90 per cent of rural areas lack GBV services.<sup>166</sup> Female heads of households, women with disabilities, and those belonging to minority or migrant communities often face even greater obstacles due to compounded vulnerabilities and potential discrimination. This can further limit their access to life-saving support and pursuing justice.

Hard-won progress in providing essential support for survivors and those at risk of GBV is now at risk due to significant funding cuts to GBV response actors. This threatens to further widen the gap between existing services and ever-increasing need, leaving many women and girls even more vulnerable to GBV and exacerbation of immediate and long-term impact of GBV, if response services are not increased and prioritised in 2024.

### AOR3: MINE ACTION

PEOPLE IN NEED

**6.9M**

#### Analysis of humanitarian needs

ERWs, including improvised explosive devices (IEDs), UXO and landmines, were collectively responsible for 1,349 civilian casualties from January to September 2023, of whom almost half were children. Of note is that ERWs were responsible for more child casualties across Yemen than all other types of armed violence combined, as per the Civilian Impact Monitoring Project (CIMP) reporting.<sup>167</sup>

ERW casualty numbers started to increase in late 2021 after the frontlines in Al Hodeidah shifted south, facilitating greater freedom of movement of civilians in areas where hostilities had de-escalated, but that had not been fully cleared of remnant ordnance. Since then, Al Hodeidah has consistently seen the highest ERW casualty numbers in the country, and 2023 is no exception; half of the ERW casualties were reported in Al Hodeidah. Other governorates with heavy contamination presence include Al Jawf, and Marib, both of which have seen several warnings of floodwaters from heavy rainfall dislodging remnant explosive devices in recent months.

#### Projection of needs

Protection and AoR needs are foreseen to remain high in 2024, with an expected increase in needs in areas affected by localized conflicts, cases of displacement, HLP and evictions related disputes, and where grave violations have been identified and verified. The needs of adolescent youth, particularly in urban zones, are set to increase due to the rising cost of living, as well as the lack of jobs and basic services, which are the major concerns of young people nationwide.

Unless crucial funding for GBV response is secured, the reduction in crucial services like Women and Girls Safe Spaces, from over 40 to below 30, risks exposing countless women and girls to the devastating consequences of gender-based violence, in some cases, life-threatening.

Mine related needs are projected to increase while the support offered may decrease.

## PROJECTED NEEDS (2024)

	PEOPLE IN NEED	ASSOCIATED FACTORS	MOST VULNERABLE GROUPS
Jan-Dec 2024	1,349 unaddressed civilian casualties	Conflict; Landmines and UXOs, Breakdown of law and order	Local Yemenis, including those involved in informal cross-border trade networks, and migrants, Yemeni Children (accounting for the majority of landmine accidents in 2023), asylum seekers and refugees, attempting to enter Saudi Arabia
	At least 329,628 increase in population groups in need of civil documentation in comparison to last year.	limited freedom of movement, limited access to humanitarian and public services; limited access to livelihood opportunities	Lack of civil documentations affects all population groups in Yemen whether IDPs, host community/nondisplaced Yemenis, migrants, asylum seekers and refugees. IDPs are however disproportionately affected by this issue, as both legal bottlenecks and political factors relate more to them than to other population groups. Particularly impacted groups are the Al Muhamasheen, women and girls. (National Protection Cluster analysis on civil documentation, 2023-attached for ease of reference)
	At least, 15,000 individuals will face forced evictions.	Lack of legal identification will negatively impact future generations' ability to access basic services and undermine people's efforts to resolve their HLP issues, and access to other rights which ultimately undermines prospects for durable solutions.	
		Protracted displacement; increasing trend of private land and homeowners requesting IDPs to vacate their land and housing as they want it back for their own use and purposes. Similarly, Government entities owing to prospects of peace and economic recovery are increasing wanting to repossess the state land and defunctionalize the collective centres like abandoned schools, health centres, warehouses where the IDPs have sought safety and settled on.	IDPs living in hosting sites and outside of hosting sites (rented accommodation, hosting arrangements)
		Pre-mature/forced returns of people to their place of origin due to forced evictions undermines the principles of Voluntary Return in Safety and Dignity	
	Close to 150,000 IDPs will be unable to return due to security and other reasons	Ex. Displacement; lack of access to durable solutions in line with humanitarian principles	Internally displaced living in IDP sites as well as IDPs living in hosting arrangements. Many may become vulnerable and rely heavily on humanitarian assistance
	More than 50,000 children will be victims of Child labor and this may affect the same number of children in need of Education and psycho-social support.	A clear relation between locations with a high number of out of school as the one with several cases of child labor. Early marriage, child labor and recruitment are expected to increase owing to lack of sustainable access to livelihood and economic opportunities combined with increased level of poverty in the country.	Out of school children, especially among returnees.
	More than 2000 children formerly associated with armed forces/groups will be in need of protection and reintegration	Continued violations of IHL and IHRL places pressure on the involuntary military recruitment of men and boys	Amon children carrying weapons or helping adults' fighters everywhere you have localized conflicts
	5,287,098 child births are not registered and 2,278,825 do not have a birth certificate	The lack of birth certificates may lead to several challenges as access to education or crossing checkpoints for youth	Regardless of the vulnerabilities, this will affect all children located in area where the authorities cannot provide the birth certificate
	223 of districts totally lack GBV service providers in 2023. This is expected to continue in 2024	Sexual exploitation, domestic violence and other forms of GBV due to limited livelihood opportunities breakdown of social support mechanisms,	Female heads of households

## 3.7 Shelter and Non-Food Items (NFIs)



### Overview / Key Trends

Approximately 6.7 million people, of whom 40 per cent are IDPs and 60 per cent are non-IDPs (returnees and host communities), will require shelter and NFI assistance in 2024, an 11 per cent reduction from 2023 due to medium-term humanitarian assistance implemented despite limited resilience capacities. Women and children constitute two-thirds of the PiN. About 2.7 million people live in catastrophic and extreme shelter conditions, particularly in Al Hodeidah, Ta'iz, and Marib governorates, while 1.3 million people need sustainable shelter solutions. 59 per cent of the host community households live in poor shelter conditions.<sup>168</sup> The protracted situation, climate crises, economic hardship, limited access to basic services, increased cost of living, and loss of jobs and livelihoods exacerbated their vulnerabilities and financial capacity to address shelter needs.

### Analysis of humanitarian needs

Of the 6.7 million people in need, 85 per cent are unable to pay rent and face the risk of eviction.<sup>169</sup> 86 per cent of IDPs in spontaneous sites are exposed to HLP issues, while others are exposed to hazards, including floods, fire outbreaks and protection risks.<sup>170</sup> 69 per cent of IDPs live in overcrowded and unsafe conditions and lack privacy and household items that significantly impact their well-being, safety, dignity, and self-reliance.<sup>171</sup>

Households headed by females and minors, older people, persons with disabilities, those with serious medical conditions, minority groups, GBV survivors, and other persons at risk continued to live in precarious conditions with limited mobility.<sup>172</sup> The assessment conducted suggests that 88 per cent of

houses and most basic infrastructure in return areas are totally or partially destroyed.<sup>173</sup> As a result, 77 per cent of returnees live in inadequate and unsafe conditions, of whom 63 per cent lack income, 94 per cent are unable to meet their food needs coupled with issues related to HLP and UXOs.<sup>174</sup>

Moreover, Yemen's highlands face temperatures that can dip below freezing (0 °C) in the winter months between October and February. Often the most vulnerable population are IDPs who are exposed to winter shocks. Of the 6.7 million people in need of Shelter and NFI assistance, about ten per cent live in locations with the highest risk of severe winter weather.<sup>175</sup> Consequently, approximately seven per cent suffer from the consequences of extreme heat during the summer season.

### Projection of needs

Factors including unsafe shelter conditions, limited basic services, economic hardship, and protracted situations will leave 6.7 million IDPs, IDP returnees and vulnerable host communities, in dire conditions without humanitarian assistance. Returns will remain limited without sustainable shelter solutions (including safer shelters, basic services, livelihood and demining). Households' resilience will decline, while family pressures will increase. Torrential rains will cause deadly flash floods and severe damage, especially to IDP shelters and belongings. Vulnerable families will require support against the harsh weather (heatwave and winter). These will worsen the protection risks and socioeconomic state which lead to domestic violence, child marriage, school dropout, other harmful coping mechanisms, HLP issues, unaffordable rent, and climatic health conditions.



**MARIB, YEMEN**

Harsh climatic conditions and shelter needs in IDP Camps in Marib District, Marib Governorate. Photo: Solidarites International/Abdullah Al-Jaradi

**PROJECTED NEEDS (2024)**

*MILLIONS OF PEOPLE (M)*

	PEOPLE IN NEED	ASSOCIATED FACTORS	MOST VULNERABLE GROUPS
Mar - Sep 2024	0.2M	Floods	IDPs and Non-IDPs
Oct - Dec 2024	0.7M	Extreme Winter Conditions	IDPs and Non-IDPs
Jan - Dec 2024	4.7M	Inadequate and unsafe shelter conditions	IDPs and Non-IDPs
Jan-Dec 2024	3.7M	Lack of essential household items	IDPs and Non-IDPs



## 3.8

## Water, Hygiene and Sanitation (WASH)



### Overview / Key Trends

17.4 million people are in need of WASH assistance in 2024, a 12 per cent increase from 2023. The increase is partially due to the increased coverage of Wash Needs Tracking System (WANTS)<sup>176</sup> assessments and the continued lack of maintenance of ageing water infrastructures.

12.4 million people face challenges to accessing a water source of a sufficient quality to prevent diseases, and 20.4 million do not have access to a sufficient quantity of water to cover basic daily needs, including drinking, bathing and cooking. In 2024, 9.6 million people will continue to lack access to improved sanitation.

### Analysis of humanitarian needs

0.7 million people are facing catastrophic (severity five) conditions to access WASH services, mainly in Ta'iz Governorate (accounting for 56 per cent of severity five WASH PiN), but also in remote districts from Lahj, Hajjah, Sa'dah and Al Mahwit. In these districts, 25 per cent or more of households are living in areas where there is a total collapse of ability to meet relevant WASH standards.<sup>177</sup>

Another 8.8 million people are facing extreme (severity four) conditions to access WASH services. Districts reporting the highest PiN under this severity four are Bani Al Harith in Sana'a Governorate, Az Zuhrah in Al Hodeidah Governorate, Wusab Al Aali, Wusab As Safil in Dhamar Governorate and Marib City in Marib Governorate.

It is important to highlight that in 27 districts, more than 80 per cent of the population is considered as PiN facing extreme conditions, meaning that almost the entire population of the districts requires immediate

attention. Most of these districts are considered as hard to reach and remote, which may partially explain the low WASH coverage.

### Projection of needs

It is anticipated that 1.1M individuals will require an emergency WASH life-saving response mainly due to flooding, drought conditions and violences/conflicts. An estimated 300,000 individuals and the communities in which they live will continue to be exposed to risk factors of water-borne diseases, increasing risks of outbreak. Without durable solutions and a strong development framework, it is also anticipated that WASH infrastructures, particularly water supply networks, will continue to deteriorate. Limited access to WASH services will continue to take a greater toll on women and children as well as marginalised groups and people with disability.

### PROJECTED NEEDS (2024)

THOUSANDS OF PEOPLE (K)

	PEOPLE IN NEED	ASSOCIATED FACTORS	MOST VULNERABLE GROUPS
All year	500k	Conflict, violences	All groups, women and children, elders, people with disabilities, pregnant and lactating women.
All year	NA	Economic deterioration	All groups, women and children, elders, people with disabilities, pregnant and lactating women
Feb - Jun	300k	Drought/heatwave	Rural communities, rural poor
Mar - May Aug - Sep	300k	Floods	Low-lying communities near rivers, streams, IDPs and their hosts (adding on an existing vulnerability).

# 3.9 Rapid Response Mechanism (RRM)



## Overview / Key Trends

In the first nine months of 2023, over 232,000 individuals were subject to new displacement, a 39 per cent decrease from the same period in 2022. This decrease was largely due to the continued decrease in conflict-related displacement.

In 2024, sporadic ongoing armed conflict and mainly the impact of climate change-related disasters such as increasing temperatures and erratic rainfall, floods, storms and wildfires are expected to continue to be the primary drivers behind these pressing humanitarian needs, particularly compounding pre-existent vulnerabilities in Hajjah, Ta'iz and Al Hodeidah.

## Analysis of humanitarian needs

With the RRM PiN, diverse geographic and population groups face acute food insecurity, limited access to healthcare and severe protection risks.

Women headed households represent 22 per cent of the newly displaced affected populations in 2023, and child-headed households represent 1 per cent. Elderly and disabled groups from marginalized and underserved communities are likewise vulnerable.

Natural disasters, including floods, cyclones, storms and wildfires amplify the needs of those already affected by the conflict, exacerbating the challenges of shelter, food and clean water.

Climate change further intensifies these crises, leading to prolonged displacement, livelihood disruption and increased health and protection risks, especially GBV, particularly among marginalized communities. Moreover, limited and depleted financial resources have made the affected people to resort on harmful or negative coping strategies such as child marriages, neglected basic health care and skipping daily and necessary meals. This fuels a vicious cycle of food

insecurity, malnutrition, as well as increased exposure to protection and health risks.

## Projection of needs

In 2024, Yemen is anticipated to witness a scale of new displacement similar to 2023. Over the course of 2024, persistent scattered armed conflict, compounded by the compounding impacts of climate change disasters will continue to drive displacement.

Areas that may be at higher risk to conflict related displacement/needs include the West Coast/South-West, Marib, Al Hodeidah, Al Jawf, Ta'iz, Ad Dale', Lahj, Shabwa, Abyan, Aldala, Hadramawt, Hajjah, Sa'dah and Al Bayda governorates.

Areas that may at higher risk for natural disasters affected populations include: Amnat Al Asimah, Dhamar, Sana'a, Bayhan District in Shabwa Governorate, Abyan Governorate, Al Jawf, Al Mahweet, Amran, Dhamar, Hajjah, Ibb, southern Marib, Raymah, Sa'dah, Sana'a, Lahj, Abyan, Al Maharah, Ad Dale', Hadramawt, Al Hodeidah and Ta'iz governorates.

Vulnerable displaced groups such as women, children, adolescent girls, elderly, and marginalised communities are likely to bear the brunt of these increased needs. Climate change is expected to further increase these challenges leading to prolonged displacement, disruption of livelihoods and heightened health risks.

## PROJECTED NEEDS (2024)

THOUSANDS OF PEOPLE (K)

	PEOPLE IN NEED	ASSOCIATED FACTORS	MOST VULNERABLE GROUPS
Jan-Dec 2024	232.1k	Conflict, natural disasters, climate change and winterization	IDPs, hosts, PWDs, female headed households and marginalised Individuals

## 3.10

## Refugees and Migrants Multi-Sector (RMMS)



### Overview / Key Trends

In 2024, an estimated 380,077 migrants, refugees and asylum-seeking women, girls, boys and men will need humanitarian assistance, protection and services. This includes 308,261 migrants – a sharp increase since 2023, and up to 71,816 refugees and asylum-seekers. Yemen remains a transit route for many trying to access Saudi Arabia and Oman.

While the conflict, food insecurity and political instability affect both the Yemeni and non-Yemeni populations, the overwhelming needs for the latter are protection-based due to alarmingly high levels of vulnerability.

### Analysis of humanitarian needs

Migrants, refugees, and asylum seekers represent some of the most marginalised and vulnerable groups in Yemen. With limited prospects for economic self-reliance and on-going challenges in accessing basic public services, they are subject to high levels of stigma and discrimination and are generally excluded from local systems of support and community-based protection.


Overwhelmingly, populations on the move are vulnerable to the exploitative practices of smugglers and traffickers, including extortion, and are often casualties of conflict and excessive border enforcement measures. Female migrants, refugees and asylum seekers, including children, report exposure to high levels of GBV, including sexual assault, forced marriage, forced labour, and abuse, and have few safe options for accessing basic reproductive health care or psychological support. The majority of this population live in overcrowded and unsanitary accommodation, and the deteriorating economic situation has exposed many to the threat of eviction.

Between January and August 2023, voluntary humanitarian returns to Ethiopia and Somalia continued.<sup>178</sup> However, return movements from Yemen to Ethiopia were suspended but resumed in mid-December 2023. Assisted spontaneous returns to Somalia were carried out.<sup>179</sup> In addition to this, third-country resettlement opportunities remain scarce, as very few resettlement countries accept refugees from Yemen, and thus far no country has been willing to travel to Yemen to conduct a selection mission.

### Projection of needs

The risks and needs facing this population are expected to further intensify in 2024. While the critical needs facing the Yemeni population will remain similar for refugees, asylum-seekers, and migrants, their overall vulnerability will be greater due to their lack of housing, employment, social protection, social inclusion and widespread discrimination. The demand for migrants and refugees to return home safely in a voluntary manner increased in 2023, despite ongoing challenges in their countries of origin, while the need for third-country resettlement, socio-economic support, and protection interventions to prevent and respond to GBV and the most serious forms of child exploitation and abuse remain acute.<sup>180</sup>

### MIGRANTS ARRIVALS



## Part 4:

# Annexes

---

### HADRAMAWT, YEMEN

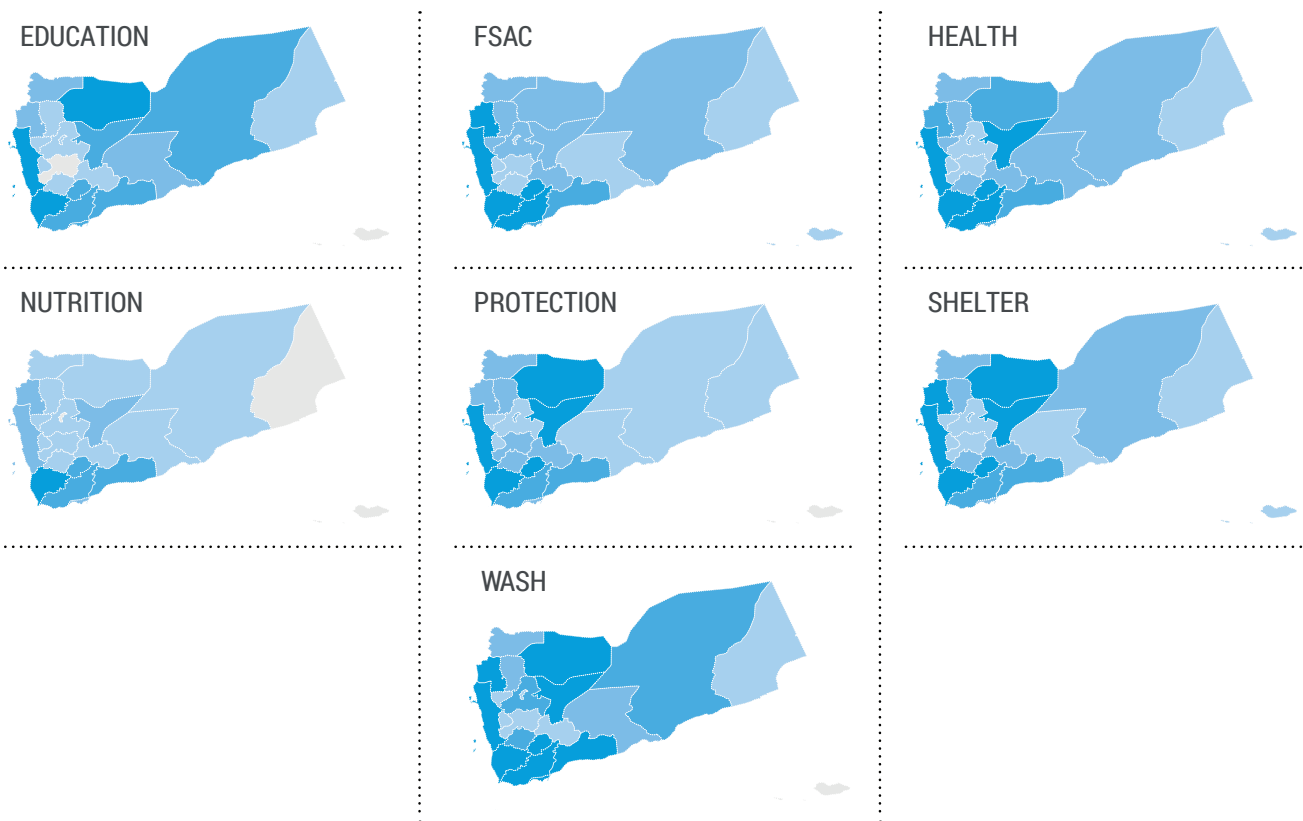
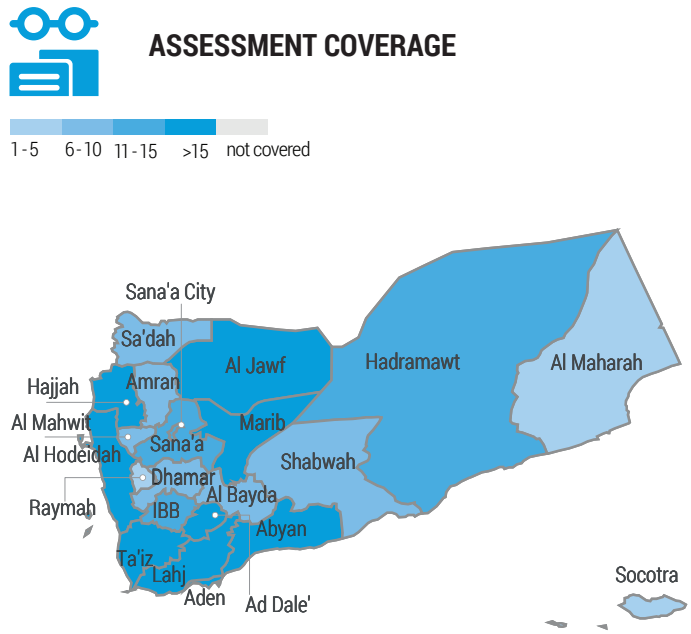
An old woman in a saline field in the Al-Hassi area in Al-Mukalla, Hadramawt Governorate.

Photo: WFP



# 4.1 Data sources

Despite the obstacles in rolling out nation-wide assessments in 2023, most clusters succeeded in employing primary and recent datasets in the analysis of needs and estimation of PiNs. The introduction of MICS in late 2023 helped address some of the data gaps faced by some of the clusters and provided an evidence-based conclusive source on trends in needs in comparison to previous years. While primary data from both localized and nation-wide assessments was the primary source of needs estimation, protection cluster also relied extensively on the analysis of qualitative and contextual reports from humanitarian partners in the field, in conjunction of quantitative data sources on protection and safety incidents (CIMP). More accurate, quantitative, and reliable data was available for the education and health clusters, given the nature of the continuous engagement with line ministries.





#### IBB, YEMEN

Impact of heavy rains on Maslahat Al-Toroqat IDP site in Ibb City, Ibb Governorate, late 2022. Photo: IOM.

## 4.2 Methodology





### 2024 HNO Methodology- Clusters/ Inter-cluster People in Need and Severity

The Yemen HNO 2024 applies the enhanced HPC approach and the improved IASC Joint Inter-sector Analysis Framework ([JIAF 2.0](#)) in line with donors' commitments.

Clusters adopted similar approaches aligned with the JIAF 2.0 for the estimation of PiNs and needs severity at the district level, with guidance from their respective global cluster mechanisms (except for the RRM cluster). Each cluster utilized multiple indicators for

the evaluation of needs severities. All indicators that were used cover both existing needs and vulnerabilities and risks and hazards that could contribute to further exacerbation of those needs. In almost all clusters, the estimation and categorization of needs severity level relies on a methodology that is separate from the PiN estimation method. Below is a summary of the methodologies used by the clusters and the principal data sources.

## ASSESSMENTS TYPE BY SECTOR

CLUSTER	METHODOLOGY BRIEF	NUMBER OF INDICATORS USED	PRINCIPAL DATA SOURCE(S)
 <b>CCCM</b>	Categorization of IDP sites (as percentages) in each assessed location on the severity scale for each needs indicators related to Services Availability, Risks, Safety and Security, and Vulnerable population percentage. The final PiN is a simple summation of the population of the assessed IDPs sites.	12	Site Monitoring Tool and Flood Reports and Flood Hazard Analyses
 <b>Education</b>	Calculating the average severity across 5 different needs indicators. The used indicators are related to education services access (travel distance to schools), infrastructure (schools and learning conditions), services availability (salaries and incentives), and contributing household conditions. The PiN estimation relies mainly on population estimates of children at school age.	5	Enrollment data, Multi-sectoral Needs Assessments, and Infrastructure Damage Reports.
 <b>Food Security and Agriculture</b>	PiN is first estimated before the estimation of severity relying on the total population at IPC-3 and higher. The severity is then estimated by looking at the IPC stage of the most insecure 20 per cent of the population of each assessed location.	6	IPC Analysis Results (Derived from several qualitative and quantitative sources)
 <b>Health</b>	Averaging of the different needs indicators based on the identified weights as per the guidance of the global health cluster: 40 per cent weight for health status indicators, 25 per cent weight for health services availability indicators and 35 per cent based on the covered population as a measure of pressure on the existing health resources. The PiN is calculated as a unique percentage of the assessed location for each severity level.	18	HeRAMS and eDEWIS complemented by response data of previous years (as a measure of services availability)
 <b>Nutrition</b>	Relying on the historical GAM prevalence data in conjunction with the available admission information. PiN is calculated using percentages of population estimates against each category of severity.	2	SMART Survey and SAM and MAM admission data.
 <b>Protection</b>	Analysis and categorization of the data for 10 protection indicators covering General Protection, Child Protection and Women Protection. A mixed qualitative and quantitative analysis approach was used to limit the distortion of protection needs in pure quantitative methods adopted by other clusters.	10	CIMP and Protection Analysis Reports, complemented by localized protection assessments by partners.
 <b>RMMMS</b>	PiN is calculated through the estimation of the total RMMMS population (migrants and refugees) at district level. The needs severity was estimated through a qualitative and quantitative analysis of available data covering this target population group with focus on protection needs.	4	Protection monitoring reports and Participatory Surveys led by UNHCR and IOM.
 <b>RRM</b>	Since RRM targets only IDPs, the severity and PiN estimation relied mainly on a risk analysis based on historical displacement data and covering the existing contextual hazards (Floods and Conflict). Areas are then categorized on a scale of 1-4 based on the identified risks and the PiN is calculated as a percentage of the population of the assessed areas ranging from 1-1.5 per cent of the population based on the impact level of the risks (Flood, Conflict, or Combined)	2	RRM Registration data in 2022 and 2023 in addition to UNDRR Displacement Risks Forecast for Yemen.
 <b>Shelter</b>	Analysis of the different needs indicators under 3 main themes (Shelter safety and Security, Living Conditions, and Settlement Conditions). Household-level analysis was conducted where sufficient data was deemed available. Alternatively, area-level analysis was used in areas with insufficient data with PiN estimates disaggregated as IDPs and non-IDPs.	15	Initial Needs Assessment Tool (INAT) for 2023 or 2022, Protection Monitoring Tool (PMT) and Site Monitoring Tool (SMT).
 <b>WASH</b>	Analysis of KiIs with and categorization of needs (based on percentages) of households across the different types of Water Sources and Sanitation Facilities. Access and availability indicators were also included in the assessment of the severity. PiN is calculated by summing of the populations across the top 3 severity scales.	9	WASH Needs Tracking System (WANTS) and CCCM Site Monitoring Tool.

### Methodological note on IDP data and trends

Data provided in Yemen's Humanitarian Needs Overviews 2020-2023 accurately capture cases of new sudden-onset displacement, but do not fully encompass all displaced and returns, and should not be used to indicate national return trends. The 2024 IDP population estimate relies on data from round 38 of Area Assessment undertaken in areas controlled by the Government of Yemen and the Rapid Response Mechanism's (RRM) displacement tracking for AA-controlled areas. In 2023, the area assessment was undertaken for the first time since 2019 and provides a better estimate as it captures a snapshot of the total number of IDPs in an area at a moment of time. In comparison, RRM displacement tracking only counts new instances of displacement and does not track returns. Previous IDP population estimates have relied on the RRM dataset due to lack of permissions to undertake other relevant assessments across the country. In addition, the current total estimate likely includes a significant number of economic migrants due to the methodology of the area assessment. Hence, the population estimates from 2019 to 2024 should not be compared over time to estimate displacement trends.

## 4.3 Information gaps and limitations

Data and information gaps that were observed in 2022, continued during the development of the 2024 HNO. Throughout the year, planning impediments, obstruction by authorities, and attempts to interfere in assessment exercises hindered a credible, timely and neutral evidence base. Key country-wide assessments either were absent during 2023 or faced major delays due to impediments enforced by authorities or lack of funding. This most notably included IPC, MCLA, and SMART, which are essential assessments that inform humanitarian needs estimation and response planning within and beyond their thematic sectors.

The implementation of MICS in Yemen was a major effort that has led to the production of essential information that compensated for the absence of MCLA in Yemen. However, due to the nature of interference in this exercise, granular information resulting from MICS was not widely shared to permit the usage of the results in area-specific planning and needs identification by humanitarian clusters.

This year's IPC analysis was faced by the absence of full geographical coverage of updated FSLA data and, consequently, had to rely on older food security projection datasets complemented by monthly monitoring data conducted remotely by major food security programme agencies. The WASH sector also had to rely on the 2023 HNO figures for areas that weren't covered by the WANTS and the SMT surveys. The Nutrition Cluster, due to the absence of country-wide updated SMART surveys, also had to modify their PiN estimation methodology to allow for the usage of malnutrition admission information combined with historical trends analysis, in areas where clear correlation was noted between these different indicators. In clusters where there was active engagement with authorities (i.e. Health and Education), data acquisition was significantly more efficient and data gaps were less evident. Direct engagement facilitated data sourcing from relevant line-ministries, resulting in fewer data gaps and challenges.

Contextually, accurate population data and national economic indicators are hurdled by the absence of a national census, a comprehensive IDPs tracking system, and formal updates of the country's national accounts data. Significant improvements were witnessed in 2023 in IDPs tracking, combining information from various sources, including new data from Round 38 of the Area Assessment, and verifying it against humanitarian reach figures in areas where available displacement figures were unreliable.

Due to a lack of accurate data on the number of persons with disabilities in Yemen, the WHO global estimate of 15 per cent disability prevalence was used in this HNO. If indicators related to these issues cannot be collected in multi-sectoral needs assessments, efforts should be made in the coming years to collect data via specialized tools for inclusion in the joint inter-sectoral analysis.

While efforts were undertaken to ensure gender parity in data collection exercises, this was not achieved. More sustained efforts are needed, including through dedicated resources and sustained advocacy, to better understand and assess the specific needs of women and girls.

OCHA has been actively addressing information gaps through rigorous tracking of localized assessments throughout the year, permitting for their usage where sectoral information is limited. Combined with the area-based consultations led by OCHA in 11 locations in Yemen, this has greatly compensated for the gaps related to the absence of country-wide assessments. 2023 is a year that has also been marked by the efforts to centralize and archive AAP information from major implementing organizations in Yemen, also providing a people-centred source of information originating directly from the feedback of the affected population.



## 4.4 Acronyms

<b>AMN</b>	Acute Malnutrition	<b>IYCF</b>	Infant and Young Child Feeding
<b>ANC</b>	Antenatal Care	<b>JIAF</b>	Joint inter-sector analysis
<b>BPHS</b>	Basic Package of Health Services	<b>MAM</b>	Moderate Acute Malnutrition
<b>BSFP</b>	Blanket Supplementary Feeding Programme	<b>MCLA</b>	Multi-Cluster Location Assessment
<b>CCCM</b>	Camp Coordination and Camp Management	<b>MFB</b>	Minimum Food Basket
<b>CfW</b>	Cash for Work	<b>MHPSS/PSS</b>	Mental Health and Psychosocial Support/ Psychosocial Support
<b>CIMP</b>	Civilian Impact Monitoring Project	<b>MISP</b>	Minimum Initial Service Package
<b>CMAM</b>	Community-based Management of Acute Malnutrition	<b>MNP</b>	Micronutrient Powder
<b>COVID-19</b>	Corona Virus Disease 2019	<b>MOPHP</b>	Ministry of Public Health and Population
<b>cVDPV1</b>	Vaccine-Derived Poliovirus type 1	<b>MSP</b>	Minimum Service Package
<b>CVs</b>	Community Volunteers	<b>MT</b>	Mobile Teams
<b>DTM</b>	Displacement Tracking Matrix	<b>MUAC</b>	Mid-Upper Arm Circumference
<b>eDEWS</b>	Electronic Disease Early Warning System	<b>NFI</b>	Non-Food Item
<b>ERWs</b>	Explosive Remnants of War	<b>OTP</b>	Outpatient Therapeutic feeding Programme
<b>FDP</b>	Food Distribution Point/Programme	<b>Pin</b>	People in Need
<b>GBV/SGBV</b>	Gender Based-violence/Sexual and Gendered- Based Violence	<b>PLW</b>	Pregnant and Lactating Wome
<b>HCT</b>	Humanitarian County Team	<b>PoC</b>	Protection of Civilians
<b>HeRAMS</b>	Health Resources Availability Monitoring System	<b>PSEA</b>	Protection against sexual exploitation and abuse
<b>HF</b>	Heath Facility	<b>PTF</b>	Population Task Force
<b>HH</b>	Household	<b>RRM</b>	Rapid Response Mechanism
<b>HPC</b>	Humanitarian Programme Cycle	<b>SADD</b>	Sex and age disaggregated data
<b>IASC</b>	Inter-Agency Standing Committee	<b>SAM</b>	Severe Acute Malnutrition
<b>ICCM</b>	Inter-Cluster Coordination Mechanism	<b>SARI</b>	Severe Acute Respiratory Infection
<b>IDP</b>	Internally Displaced Person	<b>SDR</b>	Secondary Data Review
<b>IHL</b>	International Humanitarian Law	<b>SDR</b>	Secondary Data Review
<b>IHRL</b>	International human rights law	<b>SMART</b>	Standardized Monitoring and Assessment of Relief and Transition
<b>IMCI</b>	Integrated management of childhood illness	<b>STC</b>	Southern Transitional Council
<b>IOLDCs</b>	The International Organization For The Least Developed Countries	<b>TFC</b>	Therapeutic Feeding Centre
<b>IOM</b>	The International Organization for Migration	<b>TSFP</b>	Target Supplementary Feeding Programme
<b>IPC</b>	Integrated Phase Classification	<b>WASH</b>	Water, Sanitation and Hygiene
		<b>YER</b>	Yemeni Rial

## 4.5 End notes

- 1 [CIMP, Yemen, Annual 2022, Q1, Q2, and Q3 2023 Reports](#)
- 2 [CIMP, Yemen, Annual 2022, Q1, Q2, and Q3 2023 Reports](#)
- 3 With numbers rising quarter on quarter across the year
- 4 [CIMP, Yemen, Annual 2022, Q1, Q2, and Q3 2023 Reports](#) : In 2022, 12 health facilities were impacted by armed violence. By contrast, this year, four health facilities have been impacted by armed violence, marking a decrease for the fourth consecutive year and a third of the number reported last year. Similar decreases have been seen for educational facilities. Three educational sites have been impacted by armed violence in 2023, down 73% from 11 sites in 2022, and also seeing a consistent decrease for the fifth consecutive year. There have been fewer reports of farms being impacted by armed violence this year. So far, 2023 has seen 26 instances of farms being impacted, predominantly by shellfire, down by more than half from 54 in 2022
- 5 Migrant casualties doubled from 2022 to 2023. In 2023, of 182 instances of border violence that have been reported to have resulted in civilian casualties so far this year, at least 41 have involved migrants. This is almost double the 21 incidents to have resulted in migrant casualties on the border in 2022. [CIMP-National Protection Cluster: Thematic Report: The impact on civilians of violence along the western border of Sa'dah, November 2023](#)
- 6 [CIMP- National Protection Cluster: Thematic Report: Shootings impacting civilians in residential and commercial spaces, November 2023](#)
- 7 [CIMP Monitoring 2021-2023.](#)
- 8 [CIMP Monitoring 2021-2023.](#)
- 9 [UNDRR/OCHA, Inter-Cluster Risk Workshops, Sana'a and Aden, October 2023](#)
- 10 [2023. Yemen Economic Monitor: Peace on the Horizon? Yemen Economic Monitor Washington, D.C.: World Bank Group](#)
- 11 <https://www.worldbank.org/en/country/yemen/overview#1>
- 12 [UNFPA Yemen. https://yemen.unfpa.org/en/about-yemen.](https://yemen.unfpa.org/en/about-yemen)
- 13 [The situation of children in Yemen, UNICEF, 2022. https://www.unicef.org/mena/media/19951/file](https://www.unicef.org/mena/media/19951/file)
- 14 [Yemen Economic Monitor, Fall 2023. The World Bank; HNO 2022.](#)
- 15 [FEWS Net, Yemen Price Bulletin, December 2023.](#)
- 16 [Yemen Economic Monitor, Fall 2023. The World Bank](#)
- 17 [ACAPS, Yemen Food Supply Chain Update, August 2023.](#)
- 18 [REACH. Yemen Joint Market Monitoring Initiative: JMMI Dashboard, 2023](#)
- 19 [ACAPS, Yemen Food Supply Chain Update, August 2023](#)
- 20 [World Bank, Breaking the Cycle of Food Crises in Yemen, 2 May 2023.](#)
- 21 Up to date data is lacking. Pre-conflict escalation, it was estimated that 37% of the population drew livelihoods from agriculture (see FAO, Country fact sheet on food and agriculture policy trends, Yemen, 2014) while more recent but not comprehensive analysis to 60% according to the SIPRI, Climate, Peace and Security Fact Sheet, Yemen, June 2023.
- 22 This was 18% according to the World Bank, Agriculture, forestry, and fishing, value added (% of GDP) - Yemen, 2018. Unpublished data of the Central Statistics Office in collaboration with the World Bank up to 2021 indicates up to 19%.
- 23 [Yemen Quarterly Food Security update, FAO and GoY, December 2023.](#)
- 24 [Economy and Private Sector Working Group, Economic Policies to Support Yemen Economy and Prepare for Peace, 2023 \[unpublished\]](#)
- 25 [Yemen Economic Monitor, Fall 2023. The World Bank.](#)
- 26 [Yemen Economic Monitor, Fall 2023. The World Bank](#)
- 27 [REACH. Yemen Joint Market Monitoring Initiative: JMMI Dashboard, 2023](#)
- 28 [REACH. Yemen Joint Market Monitoring Initiative: JMMI Dashboard, 2023](#)
- 29 [REACH. Yemen Joint Market Monitoring Initiative: JMMI Dashboard, 2023.](#)
- 30 [REACH. Yemen Joint Market Monitoring Initiative: JMMI Dashboard, 2023.](#)
- 31 [REACH Yemen Joint Market Monitoring Initiative \(June 2023\)](#)
- 32 [In September 2023, the median minimum daily wage was found at 4,500 YER per day in GOY areas and 2,667 YER in DFA areas. Also, a small household expenditure pilot in 2022 revealed that nearly 90% of surveyed households had a median outstanding debt of 150,000 YER, which impacts expenditure. REACH. 2022. Yemen Expenditure of Household Assessment \(YEHA\): Preliminary findings.](#)
- 33 [REACH. Yemen Joint Market Monitoring Initiative: JMMI Dashboard, 2023.](#)
- 34 [REACH. 2023. Yemen Joint Market Monitoring Initiative: Situation Overview \(August 2023\).](#)
- 35 [Yemen Economic Monitor, Fall 2023. The World Bank.](#)
- 36 [Economy and Private Sector Working Group, Economic Policies to Support Yemen Economy and Prepare for Peace, 2023 \[unpublished\]](#)
- 37 [Inform Report 2023: https://centre.humdata.org/inform-annual-report-2023/.](https://centre.humdata.org/inform-annual-report-2023/)
- 38 [0.76°C from an annual mean of 25.40°C to 26.16°C between 2020 and 2039 and 1.64°C to 27.02°C during the period 2040–2059](#)
- 39 [REACH 09/2022, OCHA 2022.](#)
- 40 [According to FAO Yemen, this year, during the agricultural season from April to November, the governorates of Ibb, Taiz, and Al-Mahweet, as well as other governorates such as Hajjah, Amran, and Raymah, have been affected by the Fall armyworm, particularly in corn crops.](#)
- 41 [WFP Food Security Update, Yemen, September 2023.](#)
- 42 [People in need figures were 21.6M in 2023, and 18.2M in 2024. The disappearance of large-scale military offensives and airstrikes, decrease in casualties, greater freedom of movement inside the country and some stabilisation of the economy increased overall flow of fuel imports, as well as enhanced humanitarian access in some areas which led to some improvement of the humanitarian situation.](#)
- 43 [Severity score 5 indicates dire humanitarian crisis in the aforementioned districts and governorates](#)
- 44 [Multiple Indicator Cluster Survey \(MICS\) 2022-2023, Summary - Children under 5 who are stunted and wasted by governorates.](#)
- 45 [UNICEF/MICS, 2023](#)
- 46 [The reporting period covers displacement from 1st January to 15th December 2023](#)
- 47 [UN Rapid Response Mechanism, Dashboard, accessed December 2023.](#)
- 48 [RRM cumulative report.](#)

- 49 RRM, 2023
- 50 CCCM Site Incident Tracker, January – Sept 2023.
- 51 OHCHR. Climate Change: Protecting People's Right to Health.
- 52 86% of 7,645 surveyed households across Yemen reported that the primary cause of their displacement relates to conflict and generalized violence: UNHCR: INAT-PMT, January – October 2023: [IDPs Protection Monitoring Update - Power BI](#)
- 53 National Protection Cluster - ACAPS: [YEMEN: CHALLENGES TO HOUSING, LAND, AND PROPERTY RIGHTS](#).
- 54 Round 38 of the Area Assessment, 2022, conducted in GoY controlled areas only.
- 55 Round 37 of the Area Assessment, 2019, conducted across all governorates of Yemen.
- 56 IOM DTM, IDP Intention Survey, Ta'iz, Ma'rib, Hudeidah, Aden, Ad Dali May 2023
- 57 UNHCR- INAT/PMT: January – September 2023: [IDPs Protection Monitoring Update - Power BI](#)
- 58 National Protection Cluster, Civil Documentation Analysis & UNHCR: [PMT-INAT dashboard](#)
- 59 National Protection Cluster, Civil Documentation Analysis: challenges include a lack of essential materials and equipments such as cameras, ID cards and ink, some offices have been damaged due to conflict or lack of maintenance, leading to office closures or reduced operations. Qualified CRA staff shortages have been exacerbated by the north-south conflict divide
- 60 National Protection Cluster, Civil Documentation Analysis: "CRA requires applicants to submit specific documents to support their application for national identity cards. These supporting documents include the applicant's birth certificate and their parents' national ID cards. In instances the applicant does not have the supporting documents, their chances of being issued with an ID card are diminished".
- 61 National Protection Cluster, Civil Documentation Analysis: Residents of districts with expansive geographical areas might need to travel long distances to reach the only CRA office in the district.
- 62 National Protection Cluster, Civil Documentation Analysis: Chapter VIII of the Executive Regulation of the Civil Status and Civil Registry Law stipulates that a person must be registered in the Civil Status Department and the Civil Registry in whose area he resides, in other words, an applicant is to prove that he is a resident of the geographical unit covered by the CRA office s/he presents themselves for registration. While this on one hand serves to deny applicants residing in districts whose CRA offices are in a state of disuse from services in neighboring districts, the provision has also been misapplied to deny internally displaced persons civil documentation. The misapplication relates to some CRA offices indicating that IDPs are entitled to civil documentation in their homes/districts of origin, as opposed to areas of residence as stipulated in the law.
- 63 National Protection Cluster, Civil Documentation Analysis: "The applicants' place of origin affects their readiness and willingness to apply for civil documentation. Understanding the political dynamics in Yemen, some of the IDPs who are originally from areas controlled by Ansar Allah would be hesitant to apply for civil documentation in areas controlled by the Internationally Recognised Government where they currently reside owing to fear of reprisal, stigmatisation and association with Ansar Allah. Part of this also relates to fear of stigmatisation upon return to home of origin. So, while they remain in dire need of civil documentation, they are reluctant to approach the CRA. Additionally, CRA's reluctance to issue national IDs to some IDPs due to possible demographic changes
- 64 National Protection Cluster - ACAPS: [YEMEN: CHALLENGES TO HOUSING, LAND, AND PROPERTY RIGHTS](#).
- 65 Landmine Monitor.
- 66 CIMP, National Protection Cluster Reports (January – September 2023)
- 67 Site Monitoring Tool (SMT) 2023;
- 68 Protection Cluster Consultation 04/10/2023 and Protection Cluster thematic Analysis on Evictions - [Yemen: Forced Evictions Thematic Analysis](#)
- 69 IOM, 2023
- 70 Ministry of Health & WHO, Health Resources and Services Availability Monitoring System (HeRAMS), 2023. Unpublished.
- 71 Only 19% of households have connection to a sewer system 43% have onsite sanitation, while 31% are obliged to use unimproved sanitation facilities or open defecation (7%). UNICEF/CSO. Yemen Multiple Indicator Cluster Survey (MICS), 2023, p.44, 48.
- 72 CIMP, Yemen Q3 2023 Report
- 73 Inform Risk, Yemen, 2023.
- 74 The country has witnessed one of the largest recorded outbreaks of Cholera (2017-2023), outbreaks of Measles (2018, 2022, 2023), Diphtheria (2019, 2023), Dengue Fever (2018/19, 2023), Vaccine derived Polio (2020-2023), in addition to suffering high levels of other vaccine preventable diseases; consistently elevated levels of diarrhoeal illness and Malaria (including the new vector Anopheles Stephens).
- 75 UNICEF/CSO. Yemen Multiple Indicator Cluster Survey (MICS), Full Survey Results, 2023, p.24.
- 76 Yemen Health Cluster, "Impact of Reduced Incentives for HCWs" presentations to HCT/donors. Unpublished.
- 77 ACAPS 2023 Report, ' Understanding the cycle of GBV in Yemen'.
- 78 For example, heavy rainfall continued to affect much of Yemen, flooding fields and causing massive dam failures that led to the death of four people in Al Mahwit. Other areas that experienced heavy rainfall that led to submerged streets and homes damaged leaving behind devastation include central Ibb and much of the Highlands (FAO Agrometeorological Early Warning Bulletin, 4 May 2023). Intensified short-duration rainfall events reported across much of Yemen; Floods damaged spate irrigation infrastructure across the country's main wadies; Heavy rainfall also triggered hazardous rockfall in Yarim District, Ibb governorate; According to field reports, overall 31 people died, 37 were injured, and 3 were reported missing in the wake of the April floods (FAO, 17 May 2023).
- 79 RRM Dashboard.
- 80 CCCM Site Incident Tracker, January – Sept 2023.
- 81 OCHA Yemen, Humanitarian Update: August 2023.
- 82 UNFPA Yemen | UNFPA Humanitarian Response in Yemen 2023
- 83 Population Task Force.
- 84 CCCM Master list September 2023
- 85 Survey conducted among a limited sample size of Muhamasheen in camps, in Government-held areas only. [NRC, IOM, Reach, CCCM Cluster, Acted. Muhamasheen Community Profile, 2022.](#)
- 86 Protection Assessments conducted by OXFAM, NPC partner, among marginalized communities (199) in Ta'iz governorate –Altuba area, Alshamayatain and Alma'afar districts. [Oxfam, Protection Monitoring Report, December 2022](#)
- 87 ACAPS Report 2023
- 88 Georgetown University. [Women Peace and Security Index, 2022.](#)
- 89 Humanity & Inclusion, Unshielded, Unseen: The Implementation of UNSC Resolution 2475 on the Protection of Persons with Disabilities in Armed Conflict in Yemen, 2022.
- 90 OHCHR, Yemen: Realising the rights of persons with disabilities.
- 91 Humanity & Inclusion, Unshielded, Unseen: The Implementation of UNSC Resolution 2475 on the Protection of Persons with Disabilities in Armed Conflict in Yemen, 2022.
- 92 Concluding observations on the combined seventh and eighth periodic reports of Yemen. CEDAW/C/YEM/CO/7-8, Nov 2021.
- 93 Women and girls with disabilities face a heightened risk of gender-based violence (GBV) due to intersecting vulnerabilities such as physical and sensory impairments; limited social networks; reduced support systems and increased dependence on potential perpetrators; societal attitudes and stigma and communication barriers such as challenges in expressing consent, reporting incidents, or seeking help.
- 94 Yemen Multiple Indicator Cluster Survey MICS, 2022/23

- 95** Handicap Care and Rehabilitation Fund figures, 2023
- 96** Lack of access to civil documentation has become increasingly evident as more individuals, in comparison to 2023, are identified without proper documentation limiting their freedom movement as well as access to public and humanitarian services. The 9% figure is based on 823, 272 surveyed individuals by UNHCR INAT-PMT across 20 governorates in Yemen and the total displaced population in 2023. [UNHCR: PMT-INAT dashboard 'civil documentation', 2023](#). It's key to note that this figure has been arrived at while considering the limitation of not being able to access a larger sample of individuals/geographical coverage during our data collection process
- 97** [National Protection Cluster and ACAPS Thematic: Yemen - Forced evictions analysis \(28 December 2023\)](#)
- 98** [National Protection Cluster Vulnerability Guidance, November 2023](#): Individuals unable to prove that they meet the requirements for the Yemeni nationality due to, inter alia, lack of birth registration and documentation. This category includes IDPs at-risk of statelessness, mainly Yemeni citizens, originated from the North, displaced in the South, but not considered by local authorities in the South as "Southerners" and no longer regarded as "Northerners" by local authorities in the North. Additionally, Yemeni nationals who returned from Somalia owing to the war situation, and who have no Somali nationality face obstacles and challenges in proving their Yemeni descent. They usually engage in lengthy and costly bureaucratic processes (including obtaining documentation from traditional chiefs in Somalia to prove their origin) that may render them stateless. Individuals with links to more than one State on the basis of birth, descent, marriage or habitual residence and who are treated by the Yemeni authorities as possessing links which give rise to a claim of the nationality of another State are also at risk of statelessness particularly for Yemenis who lived in Iraq and the Gulf countries for decades but were prompted to return following the 1991 Iraq-Kuwait war.
- 99** Multiple responses allowed. The high needs for winterization materials likely reflect the timing of the surveys over the winter months.
- 100** Healthcare needs include access to medicines, medical equipment, and healthcare personnel in health facilities.
- 101** Led by Cash Consortium Yemen (CCY) and UNHCR
- 102** 2022, Community Perception Survey by UNICEF
- 103** CEAAP third-party surveys.
- 104** Site Monitoring Tool (SMT) Jan-July 2023; Site Reporting Tool (SRT) Jun & Jul 2023
- 105** TYF (Tamdeen) PSM report – Feb 2023
- 106** 2023 Site Monitoring Tool (SMT) – Quarterly Trends Analysis Report
- 107** The analysis was developed with the support of United Nations Disaster Risk Reduction (UNDRR). A review of secondary data was conducted using open-source data, assessment findings, and reports on past and emerging risks. A workshop with the Inter-Cluster Coordination Group (ICCG) was organised early October 2023 to validate the main findings and agree on the most likely scenario.
- 108** [YFCA. Climate Change Impacts on Yemen and Adaptation Strategies. Sept 2023](#).
- 109** As recently as in 2020 and 2022 the situation was especially drastic, nearly half a million people were directly affected by September as floods and flash floods impacted 80% of the country. [REACH, September 2022](#).
- 110** CCCM does not have sufficient data on departures from camps to provide clear analysis of the drivers of departures. However, changing accessibility in unmanaged sites, mostly in Hajjah, Al-Hodeidah, Hadramawt, Marib, and Ta'iz prompted verifications that revealed much of the population decrease. Partners and key informants in these locations attributed the decline to insecurity and inadequate services. Some returns were also reported by partners, but these remain anecdotal. Better monitoring of outflow is needed, and we are working with durable solutions focal points to implement this monitoring.
- 111** [CCCM Master list September 2023](#)
- 112** Site Monitoring Tool (SMT) 2023; Site Reporting Tool (SRT) 2023; Referral and Escalation System 2023
- 113** Based on information from 902 sites, 71% are in rural areas, 11% town/semi dense area, 16% urban ([SMT/SRT](#))
- 114** [CCCM Master list September 2023](#)
- 115** At governorate level across Q1, Marib had the highest average attendance rate for both boys and girls (62% and 51% respectively), and Abyan the lowest (20% and 16% respectively) As for secondary school, attendance rates were consistently lower than primary school attendance rates, and the gender gap was slightly larger in Round 1 & 2 compared to primary school. Secondary school attendance was minimal (under 1%) in both Abyan and Shabwah districts across Q1 2023. ([SMT Q1 Trend Analysis, May 2023](#))
- 116** Based on 2023 [SMT](#) and [SRT](#) data in 633 managed sites
- 117** [CCCM Eviction Tracker – 2023 Incident Reporting Tool](#)
- 118** [ACTED, IOM & NRC, Muhamasheen Community Profile: 2022](#), published March 2023.
- 119** [SMT Round 5 Trend Analysis](#), March-May 2023
- 120** Enrolment data of Students/Ministry of Education (2023-2024)
- 121** IDPs/Returnees/Disabilities/OCHA (2023)
- 122** Multi-Cluster Location Assessment MCLA, MCLA TWG, Dec 2022
- 123** Enrolment data of Students/Ministry of Education (2023-2024)
- 124** MSNA, UNHCR & RADF, Dec 2022
- 125** Teachers Records /Ministry of Education (2023-2024)
- 126** Affected Schools/Ministry of Education (Oct 2023)
- 127** [FAO Monthly high frequency Report, August 2023-Yemen](#)
- 128** [WFP Yemen Food Security Quarterly Review \(Q2-2023\)](#)
- 129** [FEWS NET Yemen Monthly Update, September-2023](#)
- 130** [Climate, Peace and Security Fact Sheet, Yemen, June 2023](#).
- 131** [Climate Change Impacts on Yemen and Adaptation Strategies-YFCA](#).
- 132** [FEWS NET Yemen Monthly Update, September-2023](#)
- 133** The gender-differentiated impacts of multiple crises- Findings from the governorates of Abyan and Lahj in Yemen
- 134** [FEWS NET Acute Food Insecurity, September 2023 projected outcomes for Yemen](#).
- 135** [WFP facing critical funding shortage in Yemen threatening vital food assistance](#).
- 136** [FEWS NET Acute Food Insecurity, September 2023 projected outcomes for Yemen](#).
- 137** [OCHA Situation Report, 28 September 2023 citing UNHCR](#)
- 138** [UNFPA Situation Report July-Sept 2023](#)
- 139** [OCHA Yemen Situation Report No.3: March 2023](#); According to UNICEF mid year report, between January to June 2023, a total of 28,063 suspected cases of measles and rubella and 342 associated deaths were reported in the northern and southern governorates. In total 1,554 cases have been confirmed in the laboratory. Report further elaborates that in 2023, Yemen continued reporting of circulation of vaccine derived polio virus type 2 (cVDP2) declared in November 2021. As of end of June 2023, a total of 227 cases of children with polio paralysis were confirmed across the different northern and southern governorates of Yemen. In the northern governorates, vaccinations administered outside health facilities continued to be banned and the emergence and rise of misinformation and anti-vaccination led to an increase in vaccine hesitancy among the population. As a result, there has been a reduction in vaccination rates, as evident by the increase in the refusals among previously compliant populations. [UNICEF Yemen Mid-Year Sitrep, 28 August 2023](#)
- 140** Ministry of Health & WHO, Health Resources and Services Availability Monitoring System (HeRAMS), 2023. Unpublished.
- 141** Women, girls, people living with disabilities, people living with chronic illnesses, and children under age 5 are also likely to face the most difficulties accessing services due to financial and sociocultural constraints.
- 142** [CIMP, National Protection Cluster Quarterly Reports \(January – September 2023\)](#)

- 143** Last year, similarly, over a third of the frontline casualties were reported in Ta'iz, which remain the most active in the country [CIMP, National Protection Cluster Quarterly Reports \(2022\)](#).
- 144** [CIMP, National Protection Cluster Quarterly Reports \(January – September 2023\)](#)
- 145** From January to June 2023 more than 1,633 HHs have been evicted throughout Yemen, representing a 10% per cent increase in forced evictions compared to the same period in 2022 ( UNHCR-PMT-INAT comparative analysis 2022-2023, National Protection Cluster: IDPs Protection Monitoring Update - Power BI
- 146** UNHCR- INAT/PMT: Surveyed households with at least one vulnerability between January – September 2023: [IDPs Protection Monitoring Update - Power BI](#); Interos Protection Assessment Report (February – March 2023). Access Full Report here: [INTERSOS Protection Monitoring Sitrep Feb - Mar 2023.docx - Google Docs](#)
- 147** According to DRC, NPC protection partners, DRC protection assessments in Al Moukha IDP sites from January – June 2023, due to the lack of income-generating opportunities for the households and high levels of poverty, many families have reported resorting to child labor. 40% of children in Mocha partake in work outside of the home to supplement the household income. Around 50% of the children work in fishing, either; 20% of children work in restaurants and factories; 15% of the children work in shopping with their parents or other adult relatives; and 5% of children work in hard labor such as construction, mechanical workshops, etc. and 10% are begging, as a consequence of children partaking in labor, many children are forced to drop out of school. Additionally, child marriage was reported for children between the ages of 13 - 15 years, mainly due to poor economic conditions and certain cultural norms. Access full assessment here: [DRC Protection Monitoring report Mocha June 2023.pdf](#)
- 148** [Oxfam, Protection Monitoring Report, December 2022](#)
- 149** DRC protection assessments in Al Mokha IDP sites (*Al Qahira, Al Shaheed Mahmoud, Al Zaheera, AlShatheli, Al Qatabiya*) from January to June 2023 show that most IDPs are unable to apply for national IDs and other types of civil documentation due to the high cost of the fees and lack of supporting documentation as per the procedures of the Ta'iz Governorate Civil Registration Authority (CRA). Access full assessment here: [DRC Protection Monitoring report Mocha June 2023.pdf](#)
- 150** Migrants, refugees, and asylum seekers represent some of the most marginalized and vulnerable groups in Yemen. With limited prospects for economic self-reliance and on-going challenges in accessing basic public services, they are subject to high levels of stigma and discrimination, and are generally excluded from local systems of support and community-based protection. In 2024, over 380,000 migrants, refugees and asylum seekers are in need of humanitarian assistance and protection services (IOM DTM, UNHCR and IOM protection assessments)
- 151** Including violence, abuse, and exploitation
- 152** Due to Access, lack of protection and other basic services as well as high number of IDPs these district are the most dangerous for children
- 153** Including recruitment into armed forces or groups torture, detention, abduction, and killings.
- 154** As most families face economic hardship, food insecurity, ongoing violence, and limited access to essential health and protective services, some caregivers struggle to provide consistent, responsive care for their children
- 155** School dropout, hazardous child labor, neglect, child marriage, family separation, and exploitation and abuse, including recruitment and use by armed forces and armed groups are among the many harms affecting girls and boys.
- 156** Including child labor cases (4579 cases have been reported by September 2023) in 23% of districts; 601 cases of children with conflict-related injuries in 39 districts, and child marriage for adolescent girls with more than 32% married before the age of 18; in Yemen, one in three girls is a child bride (32% were married before age 18, and 9 per cent before age 15. Based on Yemen (2013) Demographic Health Survey. UNICEF 2016 KAP (Knowledge, Attitude, and Practices) study report in Yemen indicates that a higher number of girls get married early during the ongoing war. 66% of women respondents cited a dramatic increase in child marriage as opposed to men who denied such change. The results show that 72.5% of females responded they got married before they reached 18 years, while 44.5 % responded they got married at the age of 15 years. In addition, respondents indicated that the higher rate of child marriages among IDP girls is driven by the need of their families for money after the loss of their property and homes, and the worsening living conditions they face where a lot of them cannot access adequate housing and food
- 157** Due to lack of specialized services and community protection structures, children with disabilities can't easily access all services, child-headed households have to struggle to benefit from services and young girls are pushed by family members to get married for economic and cultural reasons.
- 158** Yemen (2013) Demographic Health Survey 2013 Available at: <https://www.dhsprogram.com/methodology/survey/survey-display-358.cfm>
- 159** The registration of births is the inscription of the facts of each birth into an official log kept at the registrar's office. A birth certificate is issued at the time of registration, or later, as proof of the registration of the birth. In Yemen, a child can be registered and not granted a birth certificate for different reasons. The lack of birth certificates may lead to several challenges such as access to education or crossing checkpoints for youth.
- 160** Recent report analysis indicates 100,111 girls and 103,393 boys were assisted with psychosocial support due to significant psychological distress affecting both young and adolescent children.
- 161** This also include child marriage and female genital mutilation, denial of inheritance and land rights
- 162** ACAP 2023 GBV Analysis Report, "Understanding the cycle of gender-based violence in Yemen".
- 163** GBV service providers further reported an alarming increase in child labor, begging, school dropouts, and early/forced marriages. These devastating realities weaken families and communities, leaving the most vulnerable even more exposed to harm.
- 164** UNFPA-UNICEF 2023
- 165** International Rescue Committee (IRC) 2023
- 166** UNFPA 2023
- 167** [CIMP, National Protection Cluster Reports \(January – September 2023\)](#)
- 168** UNHCR 2023 Initial Needs Assessment Tool and Protection Monitoring Tool
- 169** UNHCR 2023 Initial Needs Assessment Tool and Protection Monitoring Tool
- 170** CCCM Cluster, Site Reporting Tool
- 171** UNHCR 2023 Initial Needs Assessment Tool and Protection Monitoring Tool
- 172** UNHCR 2023 Initial Needs Assessment Tool and Protection Monitoring Tool
- 173** UNHCR 2023 Initial Needs Assessment Tool and Protection Monitoring Tool
- 174** UNHCR 2023 Initial Needs Assessment Tool and Protection Monitoring Tool, HLP HNO 2024
- 175** Shelter Cluster Winterization Analysis, Yemen Environmental Shelter Country Profile
- 176** WASH Needs Tracking system 2023 – WANTS. Unpublished.
- 177** WASH Needs Tracking system 2023 – WANTS. Unpublished.
- 178** IOM supports the Voluntary Humanitarian Return (VHR) of over 6,000 individuals. Predominantly Ethiopian nationals to Ethiopia.
- 179** UNHCR supports the Assisted Spontaneous Return (ASR) of 549 Somali nationals to Somalia.
- 180** For more info on UNHCR Yemen services see: <https://data.unhcr.org/en/country/yem>

**HUMANITARIAN  
NEEDS OVERVIEW**  
YEMEN